

NASA NJMP Thunderbolt Race Nov 9

Thunder 1

NJMP Thunderbolt 2.250 Miles

Sunday Thunder 1 Race Group Practice

11/9/2008 09:00 AM

Practice

Lap	Lap Tm	Diff	Time of Day
(21) Mark Bollman			
1	1:51.059	+8.169	9:11:11.371
2	1:49.873	+6.983	9:13:01.244
3	1:47.808	+4.918	9:14:49.052
4	1:43.857	+0.967	9:16:32.909
5	1:42.890	-	9:18:15.799
(07) Michael Kane			
1	1:50.580	+7.679	9:11:11.735
2	1:49.766	+6.865	9:13:01.501
3	1:46.256	+3.355	9:14:47.757
4	1:44.331	+1.430	9:16:32.088
5	1:42.901	-	9:18:14.989
(99) Tony Senese			
1	1:52.397	+7.656	9:09:47.422
2	1:48.431	+3.690	9:11:35.853
3	1:47.359	+2.618	9:13:23.212
4	1:46.038	+1.297	9:15:09.250
5	1:45.463	+0.722	9:16:54.713
6	1:44.741	-	9:18:39.454
(37) Jim Bianco Jr			
1	1:51.741	+6.217	9:09:51.046
2	1:47.550	+2.026	9:11:38.596
3	1:47.586	+2.062	9:13:26.182
4	1:46.276	+0.752	9:15:12.458
5	1:45.524	-	9:16:57.982
6	1:46.501	+0.977	9:18:44.483
(19) patrick sheridan			
1	1:52.494	+6.731	9:09:53.399
2	1:49.330	+3.567	9:11:42.729
3	1:48.563	+2.800	9:13:31.292
4	1:48.682	+2.919	9:15:19.974
5	1:45.763	-	9:17:05.737
(22) Steven Bessett			
1	1:52.597	+6.633	9:09:48.681
2	1:48.357	+2.393	9:11:37.038
3	1:47.213	+1.249	9:13:24.251
4	1:45.964	-	9:15:10.215
5	1:48.424	+2.460	9:16:58.639
6	1:46.647	+0.683	9:18:45.286
(83) Robert Page			
1	1:51.933	+5.105	9:10:48.276
2	1:49.183	+2.355	9:12:37.459
3	1:47.136	+0.308	9:14:24.595
4	1:46.828	-	9:16:11.423
5	1:48.414	+1.586	9:17:59.837
(62) Christian McIntyre			
1	1:52.637	+4.527	9:09:52.501
2	1:51.758	+3.648	9:11:44.259
3	1:52.030	+3.920	9:13:36.289
4	1:49.690	+1.580	9:15:25.979
5	1:48.110	-	9:17:14.089
(3) Steve Randolph			

Lap	Lap Tm	Diff	Time of Day
1	1:58.730	+10.387	9:10:53.485
2	1:52.515	+4.172	9:12:46.000
3	1:50.578	+2.235	9:14:36.578
4	1:49.714	+1.371	9:16:26.292
5	1:48.343	-	9:18:14.635
(222) Steve Katz			
1	1:49.970	+1.614	9:09:29.202
2	1:48.356	-	9:11:17.558
(25) Don Ruschman			
1	1:54.884	+5.224	9:16:06.778
2	1:49.660	-	9:17:56.438
(432) Jim Clemens			
1	2:02.508	+12.623	9:10:02.007
2	1:53.655	+3.770	9:11:55.662
3	1:50.147	+0.262	9:13:45.809
4	1:51.218	+1.333	9:15:37.027
5	1:49.885	-	9:17:26.912
(641) Ken Smith			
1	1:56.513	+6.487	9:13:05.061
2	1:52.678	+2.652	9:14:57.739
3	1:50.661	+0.635	9:16:48.400
4	1:50.026	-	9:18:38.426
(44) Frank Celenza			
1	1:56.436	+5.986	9:09:57.170
2	1:50.450	-	9:11:47.620
3	1:51.511	+1.061	9:13:39.131
4	1:52.192	+1.742	9:15:31.323
5	1:51.304	+0.854	9:17:22.627
(51) Martin okun			
1	2:00.913	+10.138	9:13:28.981
2	1:53.604	+2.829	9:15:22.585
3	1:50.775	-	9:17:13.360
(39) GARY WIELGOSZINSKI			
1	2:00.997	+10.072	9:10:24.153
2	1:57.335	+6.410	9:12:21.488
3	1:54.126	+3.201	9:14:15.614
4	1:53.076	+2.151	9:16:08.690
5	1:50.925	-	9:17:59.615
(159) Anthony Pagonis			
1	2:05.823	+14.143	9:11:43.136
2	1:59.780	+8.100	9:13:42.916
3	1:56.686	+5.006	9:15:39.602
4	1:51.680	-	9:17:31.282
(72) David Mann			
1	2:01.897	+9.940	9:09:56.966
2	1:54.514	+2.557	9:11:51.480
3	1:53.173	+1.216	9:13:44.653
4	1:51.957	-	9:15:36.610
5	1:52.708	+0.751	9:17:29.318
(105) Raymond Jadcak			
1	2:29.341	-	9:26:38.779

NASA NJMP Thunderbolt Race Nov 9

Sorted on Best Lap time

Thunder 1

NJMP Thunderbolt 2.250 Miles

Sunday Thunder 1 Race Group Practice

11/9/2008 09:00 AM

Practice


Pos	No.	Name	Class	Best Tm	In Lap	Best Spd	Diff	2nd Best	Laps	Avg. Speed	Color	Sponsor	Mar
1	21	Mark Bollman	Spec Miata	1:42.890	5	78.725	-	1:43.857	5	50.431	Silver/l	MBB-Racin	Ma
2	07	Michael Kane	Spec Miata	1:42.901	5	78.716	+0.011	1:44.331	5	50.481	blue/si		ma
3	99	Tony Senese	Spec Miata	1:44.741	6	77.334	+1.851	1:45.463	6	58.785			Ma
4	37	Jim Bianco Jr	Spec Miata	1:45.524	5	76.760	+2.634	1:46.276	6	58.430			Ma
5	19	patrick sheridan	944 Cup	1:45.763	5	76.586	+2.873	1:48.563	5	55.251	RED	Wicked Har	por
6	22	Steven Bessett	Spec Miata	1:45.964	4	76.441	+3.074	1:46.647	6	58.373	white	Mid-Atlanti	Ma
7	83	Robert Page	944 Cup	1:46.828	4	75.823	+3.938	1:47.136	5	51.453	white/c	Brakeswap.	Por
8	62	Christian McIntyre	SpecE30	1:48.110	5	74.924	+5.220	1:49.690	5	54.628	White	Spec E30	BM
9	3	Steve Randolph	944 Cup	1:48.343	5	74.763	+5.453	1:49.714	5	50.504	White/	"Informati	Por
10	222	Steve Katz	944 Super	1:48.356	2	74.754	+5.466	1:49.970	2	42.095			Por
11	25	Don Ruschman	944 Super	1:49.660	2	73.865	+6.770	1:54.884	2	20.671	black	Apex Perfo	Por
12	432	Jim Clemens	944 Super	1:49.885	5	73.713	+6.995	1:50.147	5	53.699	Black		Por
13	641	Ken Smith	944 Cup	1:50.026	4	73.619	+7.136	1:50.661	4	39.239			Por
14	44	Frank Celenza	944 Super	1:50.450	2	73.336	+7.560	1:51.304	5	54.006	Grey		Por
15	51	Martin okun	944 Cup	1:50.775	3	73.121	+7.885	1:53.604	3	32.809	Black	Joker Poke	Por
16	39	GARY WIELGOSZINSKI	944 Cup	1:50.925	5	73.022	+8.035	1:53.076	5	51.468	RED		por
17	159	Anthony Pagonis	944 Super	1:51.680	4	72.529	+8.790	1:56.686	4	42.712	Red	Intersport I	Por
18	72	David Mann	944 Cup	1:51.957	4	72.349	+9.067	1:52.708	5	53.529	Dark B	ACE Marke	Por
19	105	Raymond Jadcak	SpecE30	2:29.341	1	54.238	+46.451	-.---	1	6.202	blue	County Aut	bm
20	14	Dave Dearson	Spec Miata	-.---	0	-	-	-.---	0	-	Red		Ma
21	416	Stephanie Chang	Honda Cha	-.---	0	-	-	-.---	0	-	green		Hor

NASA NJMP Thunderbolt Race Nov 9

Sorted on Best Lap time

Thunder 1
Sunday Thunder 1 Race Group Practice
Practice

NJMP Thunderbolt 2.250 Miles
11/9/2008 09:00 AM




Pos	No.	Name	Class	Best Tm	In Lap	Best Spd	Diff	2nd Best	Laps	Avg. Speed	Color	Sponsor	Ma
944 Cup													
1	19	patrick sheridan	944 Cup	1:45.763	5	76.586	-	1:48.563	5	55.251	RED	Wicked Hai	por
2	83	Robert Page	944 Cup	1:46.828	4	75.823	+1.065	1:47.136	5	51.453	white/c	Brakeswap.	Por
3	3	Steve Randolph	944 Cup	1:48.343	5	74.763	+2.580	1:49.714	5	50.504	White/	"Informati	Por
4	641	Ken Smith	944 Cup	1:50.026	4	73.619	+4.263	1:50.661	4	39.239			Por
5	51	Martin okun	944 Cup	1:50.775	3	73.121	+5.012	1:53.604	3	32.809	Black	Joker Poke	Por
6	39	GARY WIELGOSZINSKI	944 Cup	1:50.925	5	73.022	+5.162	1:53.076	5	51.468	RED		por
7	72	David Mann	944 Cup	1:51.957	4	72.349	+6.194	1:52.708	5	53.529	Dark B	ACE Marke	Por
944 SuperCup													
1	222	Steve Katz	944 SuperC	1:48.356	2	74.754	-	1:49.970	2	42.095			Por
2	25	Don Ruschman	944 SuperC	1:49.660	2	73.865	+1.304	1:54.884	2	20.671	black	Apex Perfo	Por
3	432	Jim Clemens	944 SuperC	1:49.885	5	73.713	+1.529	1:50.147	5	53.699	Black		Por
4	44	Frank Celenza	944 SuperC	1:50.450	2	73.336	+2.094	1:51.304	5	54.006	Grey		Por
5	159	Anthony Pagonis	944 SuperC	1:51.680	4	72.529	+3.324	1:56.686	4	42.712	Red	Intersport I	Por
Honda Chal 2													
1	416	Stephanie Chang	Honda Cha	-.----	0	-	-	-.----	0	-	green		Hon
Spec Miata													
1	21	Mark Bollman	Spec Miata	1:42.890	5	78.725	-	1:43.857	5	50.431	Silver/l	MBB-Racin	Ma
2	07	Michael Kane	Spec Miata	1:42.901	5	78.716	+0.011	1:44.331	5	50.481	blue/si		ma
3	99	Tony Senese	Spec Miata	1:44.741	6	77.334	+1.851	1:45.463	6	58.785			Ma
4	37	Jim Bianco Jr	Spec Miata	1:45.524	5	76.760	+2.634	1:46.276	6	58.430			Ma
5	22	Steven Bessett	Spec Miata	1:45.964	4	76.441	+3.074	1:46.647	6	58.373	white	Mid-Atlanti	Ma
6	14	Dave Dearson	Spec Miata	-.----	0	-	-	-.----	0	-	Red		Ma

NASA NJMP Thunderbolt Race Nov 9

Sorted on Best Lap time

Thunder 1
 Sunday Thunder 1 Race Group Practice
 Practice

NJMP Thunderbolt 2.250 Miles
 11/9/2008 09:00 AM



Pos	No.	Name	Class	Best Tm	In Lap	Best Spd	Diff	2nd Best	Laps	Avg. Speed	Color	Sponsor	Ma
SpecE30													
1	62	Christian McIntyre	SpecE30	1:48.110	5	74.924	-	1:49.690	5	54.628	White	Spec E30	BM
2	105	Raymond Jadcak	SpecE30	2:29.341	1	54.238	+41.231	-.---	1	6.202	blue	County Aut	bm

NASA NJMP Thunderbolt Race Nov 9

Thunder 1

NJMP Thunderbolt 2.250 Miles

Sunday Thunder 1 Race Group Qualify

11/9/2008 11:20 AM

Qualify

Lap	Lap Tm	Diff	Time of Day
(222) Steven Katz			
1	1:36.079	+1.929	11:24:38.569
2	1:34.755	+0.605	11:26:13.324
3	1:34.663	+0.513	11:27:47.987
4	1:34.198	+0.048	11:29:22.185
5	1:34.397	+0.247	11:30:56.582
6	1:35.265	+1.115	11:32:31.847
7	1:35.799	+1.649	11:34:07.646
8	1:34.150	-	11:35:41.796

Lap	Lap Tm	Diff	Time of Day
(44) Frank Celenza			
1	1:44.660	+9.296	11:25:18.355
2	1:39.530	+4.166	11:26:57.885
3	1:39.611	+4.247	11:28:37.496
4	1:38.070	+2.706	11:30:15.566
5	1:37.274	+1.910	11:31:52.840
6	1:36.561	+1.197	11:33:29.401
7	1:38.370	+3.006	11:35:07.771
8	1:35.844	+0.480	11:36:43.615
9	1:36.654	+1.290	11:38:20.269
10	1:35.364	-	11:39:55.633

Lap	Lap Tm	Diff	Time of Day
(25) Don Ruschman			
1	2:07.829	+30.908	11:25:40.672
2	1:39.718	+2.797	11:27:20.390
3	1:38.679	+1.758	11:28:59.069
4	1:38.702	+1.781	11:30:37.771
5	1:37.064	+0.143	11:32:14.835
6	1:36.921	-	11:33:51.756
7	1:37.060	+0.139	11:35:28.816

Lap	Lap Tm	Diff	Time of Day
(3) Steve Randolph			
1	1:44.731	+7.573	11:24:48.620
2	1:43.828	+6.670	11:26:32.448
3	1:39.341	+2.183	11:28:11.789
4	1:38.531	+1.373	11:29:50.320
5	1:38.906	+1.748	11:31:29.226
6	1:38.592	+1.434	11:33:07.818
7	1:38.688	+1.530	11:34:46.506
8	1:38.343	+1.185	11:36:24.849
9	1:37.158	-	11:38:02.007
10	1:37.748	+0.590	11:39:39.755

Lap	Lap Tm	Diff	Time of Day
(19) patrick sheridan			
1	1:40.313	+3.074	11:24:58.626
2	1:41.185	+3.946	11:26:39.811
3	1:39.476	+2.237	11:28:19.287
4	1:39.356	+2.117	11:29:58.643
5	1:37.956	+0.717	11:31:36.599
6	1:37.821	+0.582	11:33:14.420
7	1:37.239	-	11:34:51.659
8	1:37.328	+0.089	11:36:28.987

Lap	Lap Tm	Diff	Time of Day
(21) Mark Bollman			
1	1:45.653	+6.902	11:25:23.051
2	1:46.298	+7.547	11:27:09.349
3	1:40.305	+1.554	11:28:49.654
4	1:49.140	+10.389	11:30:38.794
5	1:39.388	+0.637	11:32:18.182
6	1:44.607	+5.856	11:34:02.789

Lap	Lap Tm	Diff	Time of Day
7	1:39.785	+1.034	11:35:42.574
8	1:38.751	-	11:37:21.325
9	1:50.333	+11.582	11:39:11.658

Lap	Lap Tm	Diff	Time of Day
(641) Ken Smith			
1	1:46.084	+6.660	11:25:09.963
2	1:44.442	+5.018	11:26:54.405
3	1:44.862	+5.438	11:28:39.267
4	1:39.424	-	11:30:18.691
5	1:41.547	+2.123	11:32:00.238
6	1:40.010	+0.586	11:33:40.248
7	1:40.157	+0.733	11:35:20.405
8	1:40.464	+1.040	11:37:00.869
9	1:40.220	+0.796	11:38:41.089

Lap	Lap Tm	Diff	Time of Day
(07) Michael Kane			
1	1:42.514	+2.942	11:25:21.203
2	1:40.142	+0.570	11:27:01.345
3	1:40.723	+1.151	11:28:42.068
4	1:40.084	+0.512	11:30:22.152
5	1:43.204	+3.632	11:32:05.356
6	1:43.160	+3.588	11:33:48.516
7	1:39.572	-	11:35:28.088
8	1:40.120	+0.548	11:37:08.208
9	1:39.707	+0.135	11:38:47.915

Lap	Lap Tm	Diff	Time of Day
(99) Tony Senese			
1	1:43.850	+4.032	11:24:54.233
2	1:42.624	+2.806	11:26:36.857
3	1:42.080	+2.262	11:28:18.937
4	1:41.502	+1.684	11:30:00.439
5	1:40.833	+1.015	11:31:41.272
6	1:41.156	+1.338	11:33:22.428
7	1:50.013	+10.195	11:35:12.441
8	1:39.968	+0.150	11:36:52.409
9	1:39.818	-	11:38:32.227

Lap	Lap Tm	Diff	Time of Day
(22) Steven Bessett			
1	2:10.937	+30.435	11:25:48.470
2	1:43.039	+2.537	11:27:31.509
3	1:41.492	+0.990	11:29:13.001
4	1:41.918	+1.416	11:30:54.919
5	1:42.036	+1.534	11:32:36.955
6	1:40.502	-	11:34:17.457
7	1:40.680	+0.178	11:35:58.137
8	1:40.983	+0.481	11:37:39.120
9	1:40.893	+0.391	11:39:20.013

Lap	Lap Tm	Diff	Time of Day
(432) Jim Clemens			
1	1:47.218	+6.658	11:25:27.716
2	1:42.288	+1.728	11:27:10.004
3	1:41.053	+0.493	11:28:51.057
4	1:41.348	+0.788	11:30:32.405
5	1:41.369	+0.809	11:32:13.774
6	1:41.485	+0.925	11:33:55.259
7	1:40.560	-	11:35:35.819
8	1:47.761	+7.201	11:37:23.580
9	1:41.428	+0.868	11:39:05.008

Lap	Lap Tm	Diff	Time of Day
(83) Robert Page			
1	1:43.561	+2.989	11:24:55.922

Lap	Lap Tm	Diff	Time of Day
2	1:42.429	+1.857	11:26:38.351
3	1:42.797	+2.225	11:28:21.148
4	1:42.283	+1.711	11:30:03.431
5	1:42.009	+1.437	11:31:45.440
6	1:42.044	+1.472	11:33:27.484
7	1:42.981	+2.409	11:35:10.465
8	1:41.077	+0.505	11:36:51.542
9	1:40.572	-	11:38:32.114

Lap	Lap Tm	Diff	Time of Day
(8) Joe Boschulte			
1	1:45.356	+4.367	11:25:07.989
2	1:43.585	+2.596	11:26:51.574
3	1:43.443	+2.454	11:28:35.017
4	1:42.938	+1.949	11:30:17.955
5	1:42.749	+1.760	11:32:00.704
6	1:42.995	+2.006	11:33:43.699
7	1:41.579	+0.590	11:35:25.278
8	1:40.989	-	11:37:06.267
9	1:41.557	+0.568	11:38:47.824

Lap	Lap Tm	Diff	Time of Day
(72) David Mann			
1	1:48.537	+6.461	11:25:34.625
2	1:44.701	+2.625	11:27:19.326
3	1:46.262	+4.186	11:29:05.588
4	1:42.880	+0.804	11:30:48.468
5	1:43.503	+1.427	11:32:31.971
6	1:42.594	+0.518	11:34:14.565
7	1:43.791	+1.715	11:35:58.356
8	1:42.381	+0.305	11:37:40.737
9	1:42.076	-	11:39:22.813

Lap	Lap Tm	Diff	Time of Day
(204) Robert Richmond			
1	1:45.123	+2.746	11:25:18.409
2	1:42.474	+0.097	11:27:00.883
3	1:44.436	+2.059	11:28:45.319
4	1:42.931	+0.554	11:30:28.250
5	1:42.451	+0.074	11:32:10.701
6	1:42.377	-	11:33:53.078
7	1:42.456	+0.079	11:35:35.534
8	1:44.881	+2.504	11:37:20.415
9	1:43.391	+1.014	11:39:03.806

Lap	Lap Tm	Diff	Time of Day
(62) Christian McIntyre			
1	1:47.970	+5.491	11:25:29.720
2	1:47.237	+4.758	11:27:16.957
3	1:42.479	-	11:28:59.436
4	1:42.681	+0.202	11:30:42.117
5	1:42.484	+0.005	11:32:24.601
6	1:43.133	+0.654	11:34:07.734
7	1:42.931	+0.452	11:35:50.665

Lap	Lap Tm	Diff	Time of Day
(51) Martin okun			
1	1:47.795	+5.039	11:25:20.628
2	1:45.445	+2.689	11:27:06.073
3	1:42.756	-	11:28:48.829
4	1:43.019	+0.263	11:30:31.848
5	1:45.435	+2.679	11:32:17.283
6	1:46.260	+3.504	11:34:03.543
7	1:43.501	+0.745	11:35:47.044
8	1:42.887	+0.131	11:37:29.931
9	1:43.323	+0.567	11:39:13.254

NASA NJMP Thunderbolt Race Nov 9

Thunder 1

NJMP Thunderbolt 2.250 Miles

Sunday Thunder 1 Race Group Qualify

11/9/2008 11:20 AM

Qualify

Lap	Lap Tm	Diff	Time of Day
(14) Dave Dearson			
1	1:46.789	+3.465	11:25:29.211
2	1:45.899	+2.575	11:27:15.110
3	1:44.076	+0.752	11:28:59.186
4	1:44.761	+1.437	11:30:43.947
5	1:43.324	-	11:32:27.271
6	1:43.466	+0.142	11:34:10.737
7	1:44.383	+1.059	11:35:55.120
8	1:44.024	+0.700	11:37:39.144
9	1:43.463	+0.139	11:39:22.607

Lap	Lap Tm	Diff	Time of Day
(37) Jim Bianco Jr			
1	1:46.822	+3.482	11:24:57.149
2	1:47.100	+3.760	11:26:44.249
3	1:44.565	+1.225	11:28:28.814
4	1:43.932	+0.592	11:30:12.746
5	1:45.768	+2.428	11:31:58.514
6	1:44.972	+1.632	11:33:43.486
7	1:44.304	+0.964	11:35:27.790
8	1:45.632	+2.292	11:37:13.422
9	1:43.340	-	11:38:56.762

Lap	Lap Tm	Diff	Time of Day
(39) GARY WIELGOSZINSKI			
1	1:45.621	+2.200	11:25:09.645
2	1:44.288	+0.867	11:26:53.933
3	1:43.421	-	11:28:37.354
4	1:44.196	+0.775	11:30:21.550
5	1:43.805	+0.384	11:32:05.355
6	1:45.200	+1.779	11:33:50.555
7	1:44.771	+1.350	11:35:35.326
8	1:44.191	+0.770	11:37:19.517
9	1:45.088	+1.667	11:39:04.605

Lap	Lap Tm	Diff	Time of Day
(159) Anthony Pagonis			
1	1:50.419	+5.796	11:25:36.962
2	1:48.680	+4.057	11:27:25.642
3	1:48.343	+3.720	11:29:13.985
4	1:46.392	+1.769	11:31:00.377
5	1:47.180	+2.557	11:32:47.557
6	1:45.533	+0.910	11:34:33.090
7	1:45.763	+1.140	11:36:18.853
8	1:48.073	+3.450	11:38:06.926
9	1:44.623	-	11:39:51.549

Lap	Lap Tm	Diff	Time of Day
(4) David Derecola			
1	1:54.782	+7.895	11:25:27.654
2	1:49.210	+2.323	11:27:16.864
3	1:48.625	+1.738	11:29:05.489
4	1:46.887	-	11:30:52.376
5	1:47.648	+0.761	11:32:40.024
6	1:47.742	+0.855	11:34:27.766

NASA NJMP Thunderbolt Race Nov 9

Sorted on Best Lap time

Thunder 1

NJMP Thunderbolt 2.250 Miles

Sunday Thunder 1 Race Group Qualify

11/9/2008 11:20 AM

Qualify


Pos	No.	Name	Class	Best Tm	In Lap	Best Spd	Diff	2nd Best	Laps	Avg. Speed	Color	Sponsor	Mar
1	222	Steven Katz	944 SuperC	1:34.150	8	86.033	-	1:34.198	8	85.005			Por
2	44	Frank Celenza	944 SuperC	1:35.364	10	84.938	+1.214	1:35.844	10	79.713	Grey		Por
3	25	Don Ruschman	944 SuperC	1:36.921	6	83.573	+2.771	1:37.060	7	75.668	black	Apex Perfo	Por
4	3	Steve Randolph	944 Cup	1:37.158	9	83.369	+3.008	1:37.748	10	80.979	White/	"Informati	Por
5	19	patrick sheridan	944 Cup	1:37.239	7	83.300	+3.089	1:37.328	8	80.050	RED	Wicked Hai	por
6	21	Mark Bollman	Spec Miata	1:38.751	8	82.024	+4.601	1:39.388	9	74.987	Silver/I	MBB-Racin	Ma
7	641	Ken Smith	944 Cup	1:39.424	4	81.469	+5.274	1:40.010	9	77.422			Por
8	07	Michael Kane	Spec Miata	1:39.572	7	81.348	+5.422	1:39.707	9	76.864	blue/si		ma
9	99	Tony Senese	Spec Miata	1:39.818	9	81.148	+5.668	1:39.968	9	78.157			Ma
10	22	Steven Bessett	Spec Miata	1:40.502	6	80.595	+6.352	1:40.680	9	74.348	white	Mid-Atlant	Ma
11	432	Jim Clemens	944 SuperC	1:40.560	7	80.549	+6.410	1:41.053	9	75.504	Black		Por
12	83	Robert Page	944 Cup	1:40.572	9	80.539	+6.422	1:41.077	9	78.167	white/c	Brakeswap.	Por
13	8	Joe Boschulte	944 Cup	1:40.989	8	80.207	+6.839	1:41.557	9	76.872	black	itROX Racir	por
14	72	David Mann	944 Cup	1:42.076	9	79.353	+7.926	1:42.381	9	74.136	Dark B	ACE Marke	Por
15	204	Robert Richmond	944 Cup	1:42.377	6	79.119	+8.227	1:42.451	9	75.598	White		Por
16	62	Christian McIntyre	SpecE30	1:42.479	3	79.041	+8.329	1:42.484	7	73.524	White	Spec E30	BM
17	51	Martin okun	944 Cup	1:42.756	3	78.828	+8.606	1:42.887	9	74.864	Black	Joker Poke	Por
18	14	Dave Dearson	Spec Miata	1:43.324	5	78.394	+9.174	1:43.463	9	74.152	Red		Ma
19	37	Jim Bianco Jr	Spec Miata	1:43.340	9	78.382	+9.190	1:43.932	9	76.154			Ma
20	39	GARY WIELGOSZINSKI	944 Cup	1:43.421	3	78.321	+9.271	1:43.805	9	75.535	RED		por
21	159	Anthony Pagonis	944 SuperC	1:44.623	9	77.421	+10.473	1:45.533	9	72.031	Red	Intersport I	Por
22	4	David Derecola	944 Cup	1:46.887	4	75.781	+12.737	1:47.648	6	70.611	Yellow,	Apex Perfo	Por
23	105	Raymond Jadcza	SpecE30	-.---	0	-	-	-.---	0	-	blue	County Aut	bm

NASA NJMP Thunderbolt Race Nov 9

Sorted on Best Lap time

Thunder 1
 Sunday Thunder 1 Race Group Qualify
 Qualify

NJMP Thunderbolt 2.250 Miles
 11/9/2008 11:20 AM




Pos	No.	Name	Class	Best Tm	In Lap	Best Spd	Diff	2nd Best	Laps	Avg. Speed	Color	Sponsor	Mar
944 Cup													
1	3	Steve Randolph	944 Cup	1:37.158	9	83.369	-	1:37.748	10	80.979	White/	"Informati	Por
2	19	patrick sheridan	944 Cup	1:37.239	7	83.300	+0.081	1:37.328	8	80.050	RED	Wicked Hai	por
3	641	Ken Smith	944 Cup	1:39.424	4	81.469	+2.266	1:40.010	9	77.422			Por
4	83	Robert Page	944 Cup	1:40.572	9	80.539	+3.414	1:41.077	9	78.167	white/c	Brakeswap.	Por
5	8	Joe Boschulte	944 Cup	1:40.989	8	80.207	+3.831	1:41.557	9	76.872	black	itROX Racir	por
6	72	David Mann	944 Cup	1:42.076	9	79.353	+4.918	1:42.381	9	74.136	Dark B	ACE Marke	Por
7	204	Robert Richmond	944 Cup	1:42.377	6	79.119	+5.219	1:42.451	9	75.598	White		Por
8	51	Martin okun	944 Cup	1:42.756	3	78.828	+5.598	1:42.887	9	74.864	Black	Joker Poke	Por
9	39	GARY WIELGOSZINSKI	944 Cup	1:43.421	3	78.321	+6.263	1:43.805	9	75.535	RED		por
10	4	David Derecola	944 Cup	1:46.887	4	75.781	+9.729	1:47.648	6	70.611	Yellow,	Apex Perfo	Por
944 SuperCup													
1	222	Steven Katz	944 SuperC	1:34.150	8	86.033	-	1:34.198	8	85.005			Por
2	44	Frank Celenza	944 SuperC	1:35.364	10	84.938	+1.214	1:35.844	10	79.713	Grey		Por
3	25	Don Ruschman	944 SuperC	1:36.921	6	83.573	+2.771	1:37.060	7	75.668	black	Apex Perfo	Por
4	432	Jim Clemens	944 SuperC	1:40.560	7	80.549	+6.410	1:41.053	9	75.504	Black		Por
5	159	Anthony Pagonis	944 SuperC	1:44.623	9	77.421	+10.473	1:45.533	9	72.031	Red	Intersport I	Por
Spec Miata													
1	21	Mark Bollman	Spec Miata	1:38.751	8	82.024	-	1:39.388	9	74.987	Silver/l	MBB-Racin	Ma
2	07	Michael Kane	Spec Miata	1:39.572	7	81.348	+0.821	1:39.707	9	76.864	blue/si		ma
3	99	Tony Senese	Spec Miata	1:39.818	9	81.148	+1.067	1:39.968	9	78.157			Ma
4	22	Steven Bessett	Spec Miata	1:40.502	6	80.595	+1.751	1:40.680	9	74.348	white	Mid-Atlant	Ma
5	14	Dave Dearson	Spec Miata	1:43.324	5	78.394	+4.573	1:43.463	9	74.152	Red		Ma
6	37	Jim Bianco Jr	Spec Miata	1:43.340	9	78.382	+4.589	1:43.932	9	76.154			Ma

NASA NJMP Thunderbolt Race Nov 9

Sorted on Best Lap time

Thunder 1
 Sunday Thunder 1 Race Group Qualify
 Qualify

NJMP Thunderbolt 2.250 Miles
 11/9/2008 11:20 AM



Pos	No.	Name	Class	Best Tm	In Lap	Best Spd	Diff	2nd Best	Laps	Avg. Speed	Color	Sponsor	Ma
SpecE30													
1	62	Christian McIntyre	SpecE30	1:42.479	3	79.041	-	1:42.484	7	73.524	White	Spec E30	BM
2	105	Raymond Jadcak	SpecE30	-.---	0	-	-	-.---	0	-	blue	County Aut	bm

NASA NJMP Thunderbolt Race Nov 9

Thunder 1

NJMP Thunderbolt 2.250 Miles

Sunday NASA Thunder 1 Race

11/9/2008 02:00 PM

Race

Lap	Lap Tm	Diff	Time of Day
(222) Steven Katz			
1	1:36.614	+3.796	14:05:22.675
2	1:32.818	-	14:06:55.493
3	1:33.189	+0.371	14:08:28.682
4	1:33.211	+0.393	14:10:01.893
5	1:33.602	+0.784	14:11:35.495
6	1:34.462	+1.644	14:13:09.957
7	1:34.992	+2.174	14:14:44.949
8	1:34.543	+1.725	14:16:19.492
9	1:33.710	+0.892	14:17:53.202
10	1:33.709	+0.891	14:19:26.911
11	1:33.732	+0.914	14:21:00.643
12	1:34.159	+1.341	14:22:34.802
13	1:33.967	+1.149	14:24:08.769
14	1:35.900	+3.082	14:25:44.669
15	1:36.439	+3.621	14:27:21.108
(25) Don Ruschman			
1	1:37.118	+2.568	14:05:23.431
2	1:35.988	+1.438	14:06:59.419
3	1:36.129	+1.579	14:08:35.548
4	1:36.728	+2.178	14:10:12.276
5	1:35.762	+1.212	14:11:48.038
6	1:35.494	+0.944	14:13:23.532
7	1:34.550	-	14:14:58.082
8	1:37.069	+2.519	14:16:35.151
9	1:36.960	+2.410	14:18:12.111
10	1:34.931	+0.381	14:19:47.042
11	1:34.826	+0.276	14:21:21.868
12	1:36.337	+1.787	14:22:58.205
13	1:36.255	+1.705	14:24:34.460
14	1:40.545	+5.995	14:26:15.005
15	1:46.257	+11.707	14:28:01.262
(19) patrick sheridan			
1	1:41.630	+4.571	14:05:29.440
2	1:37.882	+0.823	14:07:07.322
3	1:37.314	+0.255	14:08:44.636
4	1:37.059	-	14:10:21.695
5	1:38.246	+1.187	14:11:59.941
6	1:39.410	+2.351	14:13:39.351
7	1:37.909	+0.850	14:15:17.260
8	1:39.865	+2.806	14:16:57.125
9	1:37.708	+0.649	14:18:34.833
10	1:45.807	+8.748	14:20:20.640
11	1:37.791	+0.732	14:21:58.431
12	1:38.330	+1.271	14:23:36.761
13	1:37.443	+0.384	14:25:14.204
14	1:37.486	+0.427	14:26:51.690
15	1:39.021	+1.962	14:28:30.711
(641) Ken Smith			
1	1:42.758	+4.762	14:05:30.395
2	1:38.702	+0.706	14:07:09.097
3	1:37.996	-	14:08:47.093
4	1:49.311	+11.315	14:10:36.404
5	1:43.846	+5.850	14:12:20.250
6	1:40.362	+2.366	14:14:00.612
7	1:39.230	+1.234	14:15:39.842
8	1:39.427	+1.431	14:17:19.269

Lap	Lap Tm	Diff	Time of Day
9	1:39.802	+1.806	14:18:59.071
10	1:40.180	+2.184	14:20:39.251
11	1:39.186	+1.190	14:22:18.437
12	1:40.931	+2.935	14:23:59.368
13	1:38.992	+0.996	14:25:38.360
14	1:39.102	+1.106	14:27:17.462
15	1:40.786	+2.790	14:28:58.248
(8) Joe Boschulte			
1	1:44.654	+5.988	14:05:33.133
2	1:41.960	+3.294	14:07:15.093
3	1:41.271	+2.605	14:08:56.364
4	1:40.745	+2.079	14:10:37.109
5	1:43.392	+4.726	14:12:20.501
6	1:41.308	+2.642	14:14:01.809
7	1:39.439	+0.773	14:15:41.248
8	1:39.524	+0.858	14:17:20.772
9	1:40.423	+1.757	14:19:01.195
10	1:38.810	+0.144	14:20:40.005
11	1:38.666	-	14:22:18.671
12	1:40.975	+2.309	14:23:59.646
13	1:38.985	+0.319	14:25:38.631
14	1:39.104	+0.438	14:27:17.735
15	1:42.666	+4.000	14:29:00.401
(3) Steve Randolph			
1	1:39.515	+2.357	14:05:26.948
2	1:38.017	+0.859	14:07:04.965
3	1:38.692	+1.534	14:08:43.657
4	1:37.510	+0.352	14:10:21.167
5	1:38.394	+1.236	14:11:59.561
6	1:39.255	+2.097	14:13:38.816
7	1:38.108	+0.950	14:15:16.924
8	1:40.825	+3.667	14:16:57.749
9	1:37.195	+0.037	14:18:34.944
10	1:45.132	+7.974	14:20:20.076
11	1:38.831	+1.673	14:21:58.907
12	1:38.190	+1.032	14:23:37.097
13	1:38.036	+0.878	14:25:15.133
14	1:37.158	-	14:26:52.291
(432) Jim Clemens			
1	1:44.284	+4.322	14:05:32.317
2	1:41.454	+1.492	14:07:13.771
3	1:40.742	+0.780	14:08:54.513
4	1:42.055	+2.093	14:10:36.568
5	1:42.543	+2.581	14:12:19.111
6	1:45.023	+5.061	14:14:04.134
7	1:40.438	+0.476	14:15:44.572
8	1:40.262	+0.300	14:17:24.834
9	1:41.414	+1.452	14:19:06.248
10	1:40.315	+0.353	14:20:46.563
11	1:40.423	+0.461	14:22:26.986
12	1:39.962	-	14:24:06.948
13	1:41.361	+1.399	14:25:48.309
14	1:40.892	+0.930	14:27:29.201
(72) David Mann			
1	1:46.009	+5.133	14:05:34.691
2	1:42.063	+1.187	14:07:16.754
3	1:41.856	+0.980	14:08:58.610

Lap	Lap Tm	Diff	Time of Day
4	1:41.635	+0.759	14:10:40.245
5	1:42.645	+1.769	14:12:22.890
6	1:41.899	+1.023	14:14:04.789
7	1:41.498	+0.622	14:15:46.287
8	1:40.876	-	14:17:27.163
9	1:41.869	+0.993	14:19:09.032
10	1:41.881	+1.005	14:20:50.913
11	1:41.991	+1.115	14:22:32.904
12	1:42.095	+1.219	14:24:14.999
13	1:42.336	+1.460	14:25:57.335
14	1:42.650	+1.774	14:27:39.985
(39) GARY WIELGOSZINSKI			
1	1:47.107	+5.351	14:05:36.607
2	1:42.228	+0.472	14:07:18.835
3	1:42.083	+0.327	14:09:00.918
4	1:41.756	-	14:10:42.674
5	1:41.927	+0.171	14:12:24.601
6	1:42.065	+0.309	14:14:06.666
7	1:44.062	+2.306	14:15:50.728
8	1:43.132	+1.376	14:17:33.860
9	1:42.035	+0.279	14:19:15.895
10	1:41.804	+0.048	14:20:57.699
11	1:41.852	+0.096	14:22:39.551
12	1:42.176	+0.420	14:24:21.727
13	1:41.818	+0.062	14:26:03.545
14	1:45.311	+3.555	14:27:48.856
(159) Anthony Pagonis			
1	1:47.111	+5.799	14:05:37.040
2	1:42.684	+1.372	14:07:19.724
3	1:43.604	+2.292	14:09:03.328
4	1:43.116	+1.804	14:10:46.444
5	1:44.291	+2.979	14:12:30.735
6	1:42.923	+1.611	14:14:13.658
7	1:42.514	+1.202	14:15:56.172
8	1:43.106	+1.794	14:17:39.278
9	1:42.539	+1.227	14:19:21.817
10	1:42.315	+1.003	14:21:04.132
11	1:42.005	+0.693	14:22:46.137
12	1:41.756	+0.444	14:24:27.893
13	1:41.312	-	14:26:09.205
14	1:41.957	+0.645	14:27:51.162
(21) Mark Bollman			
1	1:42.539	+3.464	14:06:13.390
2	1:39.863	+0.788	14:07:53.253
3	1:42.017	+2.942	14:09:35.270
4	1:40.456	+1.381	14:11:15.726
5	1:45.509	+6.434	14:13:01.235
6	1:39.843	+0.768	14:14:41.078
7	1:40.955	+1.880	14:16:22.033
8	1:43.919	+4.844	14:18:05.952
9	1:41.191	+2.116	14:19:47.143
10	1:40.648	+1.573	14:21:27.791
11	1:40.071	+0.996	14:23:07.862
12	1:39.075	-	14:24:46.937
13	1:40.386	+1.311	14:26:27.323
14	1:40.099	+1.024	14:28:07.422
(51) Martin okun			

NASA NJMP Thunderbolt Race Nov 9

Thunder 1

NJMP Thunderbolt 2.250 Miles

Sunday NASA Thunder 1 Race

11/9/2008 02:00 PM

Race

Lap	Lap Tm	Diff	Time of Day
1	1:46.460	+4.988	14:05:35.594
2	1:41.994	+0.522	14:07:17.588
3	1:41.472	-	14:08:59.060
4	1:42.000	+0.528	14:10:41.060
5	1:42.597	+1.125	14:12:23.657
6	1:42.680	+1.208	14:14:06.337
7	1:44.602	+3.130	14:15:50.939
8	2:00.147	+18.675	14:17:51.086
9	1:43.646	+2.174	14:19:34.732
10	1:44.286	+2.814	14:21:19.018
11	1:43.917	+2.445	14:23:02.935
12	1:42.605	+1.133	14:24:45.540
13	1:42.121	+0.649	14:26:27.661
14	1:41.908	+0.436	14:28:09.569

(22) Steven Bessett

1	1:43.287	+3.382	14:06:14.423
2	1:40.128	+0.223	14:07:54.551
3	1:40.587	+0.682	14:09:35.138
4	1:41.499	+1.594	14:11:16.637
5	1:39.905	-	14:12:56.542
6	1:39.910	+0.005	14:14:36.452
7	1:39.936	+0.031	14:16:16.388
8	1:41.676	+1.771	14:17:58.064
9	1:40.238	+0.333	14:19:38.302
10	1:40.701	+0.796	14:21:19.003
11	1:44.978	+5.073	14:23:03.981
12	1:41.410	+1.505	14:24:45.391
13	1:42.059	+2.154	14:26:27.450
14	1:43.206	+3.301	14:28:10.656

(99) Tony Senese

1	1:42.633	+2.682	14:06:13.698
2	1:40.053	+0.102	14:07:53.751
3	1:41.303	+1.352	14:09:35.054
4	1:40.630	+0.679	14:11:15.684
5	1:40.457	+0.506	14:12:56.141
6	1:39.951	-	14:14:36.092
7	1:58.249	+18.298	14:16:34.341
8	1:41.555	+1.604	14:18:15.896
9	1:40.355	+0.404	14:19:56.251
10	1:41.323	+1.372	14:21:37.574
11	1:40.783	+0.832	14:23:18.357
12	1:41.515	+1.564	14:24:59.872
13	1:40.192	+0.241	14:26:40.064
14	1:40.255	+0.304	14:28:20.319

(07) Michael Kane

1	1:43.032	+3.332	14:06:13.933
2	1:40.121	+0.421	14:07:54.054
3	1:40.681	+0.981	14:09:34.735
4	2:00.088	+20.388	14:11:34.823
5	1:39.934	+0.234	14:13:14.757
6	1:40.142	+0.442	14:14:54.899
7	1:39.700	-	14:16:34.599
8	1:41.738	+2.038	14:18:16.337
9	1:41.839	+2.139	14:19:58.176
10	1:40.585	+0.885	14:21:38.761
11	1:39.735	+0.035	14:23:18.496
12	1:41.507	+1.807	14:25:00.003
13	1:40.240	+0.540	14:26:40.243

Lap	Lap Tm	Diff	Time of Day
14	1:40.733	+1.033	14:28:20.976

(14) Dave Dearson

1	1:46.036	+3.701	14:06:17.926
2	1:42.821	+0.486	14:08:00.747
3	1:42.592	+0.257	14:09:43.339
4	1:42.994	+0.659	14:11:26.333
5	1:42.526	+0.191	14:13:08.859
6	1:43.342	+1.007	14:14:52.201
7	1:42.572	+0.237	14:16:34.773
8	1:43.289	+0.954	14:18:18.062
9	1:55.348	+13.013	14:20:13.410
10	1:42.335	-	14:21:55.745
11	1:43.980	+1.645	14:23:39.725
12	1:43.272	+0.937	14:25:22.997
13	1:44.362	+2.027	14:27:07.359
14	1:44.641	+2.306	14:28:52.000

(37) Jim Bianco Jr

1	1:46.370	+4.848	14:06:18.498
2	1:44.399	+2.877	14:08:02.897
3	1:41.675	+0.153	14:09:44.572
4	1:41.522	-	14:11:26.094
5	1:41.779	+0.257	14:13:07.873
6	1:42.884	+1.362	14:14:50.757
7	1:42.726	+1.204	14:16:33.483
8	1:42.275	+0.753	14:18:15.758
9	1:41.753	+0.231	14:19:57.511
10	1:41.751	+0.229	14:21:39.262
11	1:41.536	+0.014	14:23:20.798
12	1:53.985	+12.463	14:25:14.783
p13	2:01.681	+20.159	14:27:16.464
p14	2:45.859	+1:04.337	14:30:02.323

(83) Robert Page

1	1:44.128	+3.616	14:05:32.202
2	1:42.856	+2.344	14:07:15.058
3	1:41.254	+0.742	14:08:56.312
4	1:42.122	+1.610	14:10:38.434
5	1:42.879	+2.367	14:12:21.313
6	1:42.523	+2.011	14:14:03.836
7	1:40.512	-	14:15:44.348
8	1:42.156	+1.644	14:17:26.504
9	1:40.897	+0.385	14:19:07.401
10	1:41.616	+1.104	14:20:49.017
11	1:40.795	+0.283	14:22:29.812
12	1:40.546	+0.034	14:24:10.358
13	1:41.657	+1.145	14:25:52.015

(44) Frank Celenza

1	1:37.994	+2.794	14:05:24.590
2	1:35.267	+0.067	14:06:59.857
3	1:36.407	+1.207	14:08:36.264
4	1:35.200	-	14:10:11.464
5	1:35.847	+0.647	14:11:47.311
6	1:35.553	+0.353	14:13:22.864
7	1:35.212	+0.012	14:14:58.076
8	1:36.698	+1.498	14:16:34.774
9	1:36.105	+0.905	14:18:10.879
10	1:36.308	+1.108	14:19:47.187
11	1:35.602	+0.402	14:21:22.789

Lap	Lap Tm	Diff	Time of Day
12	1:36.136	+0.936	14:22:58.925
p13	3:00.981	+1:25.781	14:25:59.906

(62) Christian McIntyre

1	1:47.162	+4.896	14:06:18.711
2	1:44.621	+2.355	14:08:03.332
3	1:42.266	-	14:09:45.598
4	1:43.163	+0.897	14:11:28.761
5	1:43.118	+0.852	14:13:11.879
6	1:44.052	+1.786	14:14:55.931
7	1:43.777	+1.511	14:16:39.708
8	1:42.936	+0.670	14:18:22.644
9	1:43.619	+1.353	14:20:06.263
10	1:43.136	+0.870	14:21:49.399
11	1:42.964	+0.698	14:23:32.363
12	1:49.054	+6.788	14:25:21.417
p13	2:16.692	+34.426	14:27:38.109

(204) Robert Richmond

1	1:46.768	+5.666	14:05:36.124
2	1:43.074	+1.972	14:07:19.198
3	1:41.115	+0.013	14:09:00.313
4	1:41.102	-	14:10:41.415
5	1:42.483	+1.381	14:12:23.898
6	1:42.239	+1.137	14:14:06.137
p7	2:06.436	+25.334	14:16:12.573

NASA NJMP Thunderbolt Race Nov 9

Sorted on Laps

Thunder 1

NJMP Thunderbolt 2.250 Miles

Sunday NASA Thunder 1 Race

11/9/2008 02:00 PM

Race

Pos	No.	Name	Class	Best Tm	Diff	Best Spd	Gap	Laps	Tow
1	222	Steven Katz	944 SuperCup	1:32.818	-	87.268	-	15	
2	25	Don Ruschman	944 SuperCup	1:34.550	+40.154	85.669	+40.154	15	Beth
3	19	patrick sheridan	944 Cup	1:37.059	+1:09.603	83.454	+29.449	15	STE
4	641	Ken Smith	944 Cup	1:37.996	+1:37.140	82.656	+27.537	15	
5	8	Joe Boschulte	944 Cup	1:38.666	+1:39.293	82.095	+2.153	15	colle
6	3	Steve Randolph	944 Cup	1:37.158	1 Lap	83.369	1 Lap	14	Bow
7	432	Jim Clemens	944 SuperCup	1:39.962	+36.910	81.031	+36.910	14	New
8	72	David Mann	944 Cup	1:40.876	+47.694	80.297	+10.784	14	Fair
9	39	GARY WIELGOSZINSKI	944 Cup	1:41.756	+56.565	79.602	+8.871	14	AMH
10	159	Anthony Pagonis	944 SuperCup	1:41.312	+58.871	79.951	+2.306	14	Gait
11	21	Mark Bollman	Spec Miata	1:39.075	+1:15.131	81.756	+16.260	14	Bab
12	51	Martin okun	944 Cup	1:41.472	+1:17.278	79.825	+2.147	14	Led
13	22	Steven Bessett	Spec Miata	1:39.905	+1:18.365	81.077	+1.087	14	boo
14	99	Tony Senese	Spec Miata	1:39.951	+1:28.028	81.040	+9.663	14	
15	07	Michael Kane	Spec Miata	1:39.700	+1:28.685	81.244	+0.657	14	wyc
16	14	Dave Dearson	Spec Miata	1:42.335	+1:59.709	79.152	+31.024	14	
17	37	Jim Bianco Jr	Spec Miata	1:41.522	+3:10.032	79.786	+1:10.323	14	New
18	83	Robert Page	944 Cup	1:40.512	2 Laps	80.587	1 Lap	13	Rich
19	44	Frank Celenza	944 SuperCup	1:35.200	+7.891	85.084	+7.891	13	
20	62	Christian McIntyre	SpecE30	1:42.266	+1:46.094	79.205	+1:38.203	13	Dan
21	204	Robert Richmond	944 Cup	1:41.102	8 Laps	80.117	6 Laps	7	Law

Announcements

- New Track Record (1:32.818) for 944 SuperCup by Steven Katz.
- New Track Record (1:37.059) for 944 Cup by patrick sheridan.
- New Track Record (1:39.075) for Spec Miata by Mark Bollman.
- New Track Record (1:42.266) for SpecE30 by Christian McIntyre.

Margin of Victory	Avg. Speed	Best Lap Tm	Best Spd	Best Lap by
+40.154	85.761	1:32.818	87.268	[222] Steven Katz

Printed: 11/11/2008 11:05:42 AM

Licensed to: NASA NE

Chief of Timing & Scoring: Alex Greulich & Michael Torricelli

Orbits 3

Race Director: Joe Casella

www.amb-it.com

www.mylaps.com

NASA NJMP Thunderbolt Race Nov 9
Sorted on Laps
Thunder 1
NJMP Thunderbolt 2.250 Miles
Sunday NASA Thunder 1 Race
11/9/2008 02:00 PM
Race

Pos	No.	Name	Class	Best Tm	Diff	Best Spd	Gap	Laps	Tow
944 Cup									
1	19	patrick sheridan	944 Cup	1:37.059	-	83.454	-	15	STE
2	641	Ken Smith	944 Cup	1:37.996	+27.537	82.656	+27.537	15	
3	8	Joe Boschulte	944 Cup	1:38.666	+29.690	82.095	+2.153	15	colle
4	3	Steve Randolph	944 Cup	1:37.158	1 Lap	83.369	1 Lap	14	Bow
5	72	David Mann	944 Cup	1:40.876	+47.694	80.297	+47.694	14	Fair
6	39	GARY WIELGOSZINSKI	944 Cup	1:41.756	+56.565	79.602	+8.871	14	AMH
7	51	Martin okun	944 Cup	1:41.472	+1:17.278	79.825	+20.713	14	Led
8	83	Robert Page	944 Cup	1:40.512	2 Laps	80.587	1 Lap	13	Rich
9	204	Robert Richmond	944 Cup	1:41.102	8 Laps	80.117	6 Laps	7	Law
944 SuperCup									
1	222	Steven Katz	944 SuperCup	1:32.818	-	87.268	-	15	
2	25	Don Ruschman	944 SuperCup	1:34.550	+40.154	85.669	+40.154	15	Beth
3	432	Jim Clemens	944 SuperCup	1:39.962	1 Lap	81.031	1 Lap	14	New
4	159	Anthony Pagonis	944 SuperCup	1:41.312	+21.961	79.951	+21.961	14	Gait
5	44	Frank Celenza	944 SuperCup	1:35.200	2 Laps	85.084	1 Lap	13	
Spec Miata									
1	21	Mark Bollman	Spec Miata	1:39.075	-	81.756	-	14	Bab
2	22	Steven Bessett	Spec Miata	1:39.905	+3.234	81.077	+3.234	14	boo
3	99	Tony Senese	Spec Miata	1:39.951	+12.897	81.040	+9.663	14	
4	07	Michael Kane	Spec Miata	1:39.700	+13.554	81.244	+0.657	14	wyc
5	14	Dave Dearson	Spec Miata	1:42.335	+44.578	79.152	+31.024	14	
6	37	Jim Bianco Jr	Spec Miata	1:41.522	+1:54.901	79.786	+1:10.323	14	New
SpecE30									
1	62	Christian McIntyre	SpecE30	1:42.266	-	79.205	-	13	Dan

Announcements

- New Track Record (1:32.818) for 944 SuperCup by Steven Katz.
- New Track Record (1:37.059) for 944 Cup by patrick sheridan.
- New Track Record (1:39.075) for Spec Miata by Mark Bollman.
- New Track Record (1:42.266) for SpecE30 by Christian McIntyre.

Margin of Victory	Avg. Speed	Best Lap Tm	Best Spd	Best Lap by
+40.154	85.761	1:32.818	87.268	[222] Steven Katz

Printed: 11/11/2008 11:06:14 AM
Licensed to: NASA NE
Chief of Timing & Scoring: Alex Greulich & Michael Torricelli
Orbits 3
Race Director: Joe Casella
www.amb-it.com
www.mylaps.com