

NASA NE Watkins Glen Races Oct 2-5

Sorted on Best Lap time

Lightning Race Group

Watkins Glen (Long) 3.370 Miles

Sat Practice

10/3/2009 09:50 AM

Practice

Pos	PIC	No.	Name	Class	Best Tm	In Lap	Diff	Color	Make	Model
1	1	37	Brian Casella	Honda Chal 2	2:30.134	5	-	White	Acura	Integra
2	1	432	Jim Clemens	944 SuperCup	2:33.386	2	+3.252	Black	Porsche	968
3	1	28	Brett Sandberg	Honda Chal 1	2:33.434	5	+3.300	white	Acura	Integra
4	2	08	Richard Hubell	944 SuperCup	2:36.997	4	+6.863	black	Porsche	944t
5	1	28	Chris Huston	PTD	2:37.788	5	+7.654	Black	mazda	RX-7
6	1	22	Steven Bessett	Spec Miata	2:38.146	3	+8.012	BLUE	Mazda	Miata
7	2	80	Alan Daley	Honda Chal 2	2:38.337	2	+8.203	red	honda	crx si
8	1	14	John Brandenberger	944 Cup	2:38.967	4	+8.833		Porsche	944
9	1	67	Jason Mahoney	SpecE30	2:38.975	2	+8.841	White	BMW	E30
10	2	23	Michael Fries	Honda Chal 1	2:39.393	5	+9.259	Yellow	Honda	S2000
11	1	68	Entropy Racing	ESR	2:39.818	3	+9.684			
12	2	62	Christian McIntyre	SpecE30	2:41.005	3	+10.871	White	BMW	325i
13	3	10	Erik Olson	Honda Chal 2	2:42.150	3	+12.016	Red	Honda	Civic
14	2	141	Jeremy Jadczyk	944 Cup	2:42.298	4	+12.164	Army gree	Porsche	944
15	3	105	Raymond Jadczyk	SpecE30	2:42.300	4	+12.166	blue	bmw	325i
16	4	31	Karl Kondor	Honda Chal 2	2:43.973	2	+13.839	White	Honda	Accord
17	3	641	Kenneth Smith	944 Cup	2:44.297	3	+14.163	Flat Black	Porsche	944
18	2	199	Scott Dennewitz	Spec Miata	2:45.604	2	+15.470	Red	Mazda	Miata
19	3	9	Stephan Laputka	944 SuperCup	2:46.255	2	+16.121	Red/White	PORSCHE	944 TURE
20	1	41	James Slechta	PTE	2:47.121	3	+16.987	red	Nissan	300Zx
21	2	64	Entropy Racing	ESR	2:48.366	3	+18.232			
22	5	516	Spencer Anderson	Honda Chal 2	2:52.444	3	+22.310	white	honda	civic

NASA NE Watkins Glen Races Oct 2-5

Sorted on Best Lap time

Lightning Race Group

Watkins Glen (Long) 3.370 Miles

Sat Practice

10/3/2009 09:50 AM

Practice

Pos	PIC	No.	Name	Class	Best Tm	In Lap	Diff	Color	Make	Model
23	4	76	Gene Raymondi	944 SuperCup	2:54.242	2	+24.108	Black	Porsche	944 Turbo
24	1	83	Wayne Sonntag	GTS2	2:54.474	2	+24.340	White	BMW	325is
25	3	99	Tony Senese	Spec Miata	2:56.286	1	+26.152	black	mazda	miata
26	4	19	Joshua Hughes	SpecE30	2:56.297	1	+26.163	Orange	BMW	325i
27	3	61	Entropy Racing	ESR	2:56.545	2	+26.411			
28	4	66	Entropy Racing	ESR	2:56.850	2	+26.716			
29	2	53	Cory Canzone	PTE	3:00.510	2	+30.376	Orange	BMW	2002
30	5	63	Entropy Racing	ESR	3:01.574	2	+31.440			
31	4	88	Cris Brady	944 Cup	3:02.311	1	+32.177	black	Porsche	944
32	3	43	darren mingis	PTE	3:05.863	1	+35.729	Blue	Acura	Integra
33	5	51	Martin Okun	944 Cup	3:08.358	2	+38.224	Black	Porsche	924S
34	6	115	Arvin Parmanan	944 Cup	3:10.201	2	+40.067		Porsche	
35	5	99	Sean Curran	SpecE30	3:12.341	1	+42.207	red	bmw	325is
36	7	138	Lawrence Dumoff	944 Cup	3:15.748	1	+45.614	Red	Porsche	944
37	1	42	John Ellefson	GTS1	3:29.732	1	+59.598	White	Mercedes Bei	190E
38	1	73	David Richardson	PTC	3:37.462	1	+1:07.328	Blue	Alfa	Spyder
39	6	517	Zephyr Belski	Honda Chal 2	-.----	0	-	White	Honda	CRX
40	7	515	Stephanie Peterson	Honda Chal 2	-.----	0	-	White	Honda	Civic
41	8	576	Vito Valentino	944 Cup	-.----	0	-	blue	porsche	924s

NASA NE Watkins Glen Races Oct 2-5

Sorted on Best Lap time

Lightning Race Group

Watkins Glen (Long) 3.370 Miles

Sat Qualify

10/3/2009 01:00 PM

Qualify

Pos	PIC	No.	Name	Class	Best Tm	In Lap	Diff	Color	Make	Model
1	1	9	Stephan Laputka	944 SuperCup	2:14.271	8	-	Red/White	PORSCHE	944 TURE
2	2	08	Richard Hubell	944 SuperCup	2:17.860	7	+3.589	black	Porsche	944t
3	3	76	Gene Raymondi	944 SuperCup	2:18.485	8	+4.214	Black	Porsche	944 Turbo
4	1	31	Karl Kondor	Honda Chal 2	2:20.615	5	+6.344	White	Honda	Accord
5	4	432	Jim Clemens	944 SuperCup	2:20.978	5	+6.707	Black	Porsche	968
6	1	49	Don Stevenson	GTS2	2:21.691	7	+7.420	White	BMW	325i
7	2	36	Brian Casella	Honda Chal 2	2:22.773	3	+8.502	White	Acura	Integra
8	1	43	Darren Mingis	PTE	2:22.902	6	+8.631	Blue	Acura	Integra
9	1	22	Steven Bessett	Spec Miata	2:23.180	4	+8.909	BLUE	Mazda	Miata
10	3	517	Zephyr Belski	Honda Chal 2	2:23.341	5	+9.070	White	Honda	CRX
11	1	138	Lawrence Dumoff	944 Cup	2:23.543	5	+9.272	Red	Porsche	944
12	4	516	Spencer Anderson	Honda Chal 2	2:23.564	6	+9.293	white	honda	civic
13	1	68	Charlie Turano	ESR	2:23.920	4	+9.649			
14	2	88	Cris Brady	944 Cup	2:24.106	6	+9.835	black	Porsche	944
15	2	64	Patrick Page	ESR	2:24.953	4	+10.682			
16	1	73	David Richardson	PTC	2:25.126	6	+10.855	Blue	Alfa	Spyder
17	3	576	Vito Valentino	944 Cup	2:25.162	3	+10.891	blue	porsche	924s
18	5	80	Alan Daley	Honda Chal 2	2:25.746	4	+11.475	red	honda	crx si
19	1	23	Michael Fries	Honda Chal 1	2:25.763	5	+11.492	Yellow	Honda	S2000
20	1	99	Sean Curran	SpecE30	2:25.978	3	+11.707	red	bmw	325is
21	2	67	Jason Mahoney	SpecE30	2:26.098	5	+11.827	White	BMW	E30
22	2	99	Tony Senese	Spec Miata	2:26.208	3	+11.937	black	mazda	miata

NASA NE Watkins Glen Races Oct 2-5

Sorted on Best Lap time

Lightning Race Group

Watkins Glen (Long) 3.370 Miles

Sat Qualify

10/3/2009 01:00 PM

Qualify

Pos	PIC	No.	Name	Class	Best Tm	In Lap	Diff	Color	Make	Model
23	4	641	Kenneth Smith	944 Cup	2:27.107	6	+12.836	Flat Black	Porsche	944
24	5	51	Martin Okun	944 Cup	2:27.430	6	+13.159	Black	Porsche	924S
25	3	19	Joshua Hughes	SpecE30	2:27.580	5	+13.309	Orange	BMW	325i
26	6	131	Peter Swarts	Honda Chal 2	2:28.430	2	+14.159	Black	Honda	Prelude
27	4	62	Christian McIntyre	SpecE30	2:28.585	6	+14.314	White	BMW	325i
28	3	199	Scott Dennewitz	Spec Miata	2:29.377	6	+15.106	Red	Mazda	Miata
29	1	28	Chris Huston	PTD	2:29.863	5	+15.592	Black	mazda	RX-7
30	6	141	Jeremy Jadczyk	944 Cup	2:29.870	2	+15.599	Army gree	Porsche	944
31	7	14	John Brandenberger	944 Cup	2:30.020	5	+15.749		Porsche	944
32	2	41	James Slechta	PTE	2:30.929	4	+16.658	red	Nissan	300Zx
33	3	53	Cory Canzone	PTE	2:31.268	6	+16.997	Orange	BMW	2002
34	2	83	Wayne Sonntag	GTS2	2:31.514	4	+17.243	White	BMW	325is
35	5	63	Jim Pantas	SpecE30	2:32.104	4	+17.833	Pink	BMW	325is
36	6	105	Raymond Jadczyk	SpecE30	2:33.263	5	+18.992	blue	bmw	325i
37	2	28	Brett Sandberg	Honda Chal 1	2:36.092	1	+21.821	white	Acura	Integra
38	8	115	Arvin Parmanan	944 Cup	2:37.722	6	+23.451		Porsche	
39	3	66	Jeff Ellner	ESR	2:39.405	2	+25.134			
40	1	42	John Ellefson	GTS1	2:40.893	5	+26.622	White	Mercedes Bei	190E
41	4	61	Charlie Greenhaus	ESR	2:40.947	2	+26.676			
42	5	63	Roy Devries	ESR	2:46.821	2	+32.550			
43	7	515	Stephanie Peterson	Honda Chal 2	3:08.568	2	+54.297	White	Honda	Civic



NASA NE Watkins Glen Races Oct 2-5

Sorted on Laps

Lightning Race Group

Watkins Glen (Long) 3.370 Miles

Sat Race

10/3/2009 03:00 PM

Race



Pos	PIC	No.	Name	Class	Laps	Best Tm	Diff	Color	Model	Ma
1	1	9	Stephan Laputka	944 SuperCup	4	2:14.885	-	Red/Whil	944 TURBO	PO
2	2	76	Gene Raymondi	944 SuperCup	4	2:18.518	+7.100	Black	944 Turbo	Por
3	3	432	Jim Clemens	944 SuperCup	4	2:21.557	+14.393	Black	968	Por
4	1	31	Karl Kondor	Honda Chal 2	4	2:18.947	+1:07.497	White	Accord	Ho
5	1	49	Don Stevenson	GTS2	4	2:21.240	+1:10.190	White	325i	BM
6	1	138	Lawrence Dumoff	944 Cup	4	2:23.931	+1:13.880	Red	944	Por
7	2	88	Cris Brady	944 Cup	4	2:24.947	+1:16.311	black	944	Por
8	2	516	Spencer Anderson	Honda Chal 2	4	2:23.167	+1:18.566	white	civic	ho
9	3	517	Zephyr Belski	Honda Chal 2	4	2:23.209	+1:21.328	White	CRX	Ho
10	1	23	Michael Fries	Honda Chal 1	4	2:23.020	+1:24.812	Yellow	S2000	Ho
11	4	80	Alan Daley	Honda Chal 2	4	2:23.105	+1:26.694	red	crx si	ho
12	3	51	Martin Okun	944 Cup	4	2:26.569	+1:28.937	Black	924S	Por
13	1	22	Steven Bessett	Spec Miata	4	2:24.010	+1:31.860	BLUE	Miata	Ma
14	4	14	John Brandenberger	944 Cup	4	2:26.124	+1:33.984		944	Por
15	5	131	Peter Swarts	Honda Chal 2	4	2:21.396	+1:35.627	Black	Prelude	Ho
16	1	99	Sean Curran	SpecE30	4	2:25.648	+1:39.450	red	325is	bm
17	2	99	Tony Senese	Spec Miata	4	2:25.737	+1:50.428	black	miata	ma
18	5	641	Kenneth Smith	944 Cup	4	2:28.345	+1:53.488	Flat Blacl	944	Por
19	2	19	Joshua Hughes	SpecE30	4	2:25.896	+1:55.307	Orange	325i	BM
20	3	67	Jason Mahoney	SpecE30	4	2:26.569	+1:57.695	White	E30	BM
21	2	28	Brett Sandberg	Honda Chal 1	4	2:22.619	+1:59.729	white	Integra	Ac
22	1	73	David Richardson	PTC	4	2:26.530	+2:04.053	Blue	Spyder	Alf
23	4	62	Christian McIntyre	SpecE30	4	2:27.573	+2:06.384	White	325i	BM
24	6	576	Vito Valentino	944 Cup	4	2:25.424	+2:07.564	blue	924s	po
25	3	199	Scott Dennewitz	Spec Miata	4	2:27.924	+2:12.505	Red	Miata	Ma
26	1	68	Charlie Turano	ESR	4	2:25.228	+2:15.908			
27	1	53	Cory Canzone	PTE	4	2:30.356	+2:19.911	Orange	2002	BM
28	1	28	Chris Huston	PTD	4	2:28.916	+5:43.297	Black	RX-7	ma
29	5	105	Raymond Jadcak	SpecE30	4	2:32.236	+5:44.974	blue	325i	bm
30	2	41	James Slechta	PTE	4	2:31.354	+5:46.727	red	300Zx	Nis
31	7	115	Arvin Parmanan	944 Cup	4	2:34.751	+5:48.408			Por

Announcements

New Track Record (2:14.885) for 944 SuperCup by Stephan Laputka.

Margin of Victory	Avg. Speed	Best Lap Tm	Best Spd	Best Lap by
+7.100	90.389	2:14.885	89.943	[9] Stephan Laputka

Chief of Timing & Scoring: Michael Torricelli & Adam Mouradian & Ryan Stone
Race Director: Joe Casella

Orbits 3
www.amb-it.com
www.mylaps.com



NASA NE Watkins Glen Races Oct 2-5

Sorted on Laps

Lightning Race Group

Watkins Glen (Long) 3.370 Miles

Sat Race

10/3/2009 03:00 PM

Race

Pos	PIC	No.	Name	Class	Laps	Best Tm	Diff	Color	Model	Ma
32	2	83	Wayne Sonntag	GTS2	4	2:33.298	+5:50.550	White	325is	BM
33	6	63	Jim Pantas	SpecE30	4	2:28.824	+5:54.851	Pink	325is	BM
34	2	64	Patrick Page	ESR	4	2:28.754	+5:57.398			
35	3	61	Charlie Greenhaus	ESR	4	2:28.693	+5:57.399			
36	3	43	Darren Mingis	PTE	3	2:22.364	1 Lap	Blue	Integra	Ac
37	4	66	Jeff Ellner	ESR	3	2:40.518	+1:27.063			
38	6	515	Stephanie Peterson	Honda Chal 2	3	2:48.340	+1:36.229	White	Civic	Ho
39	5	63	Roy Devries	ESR	3	2:41.757	+7:24.564			
40	1	42	John Ellefson	GTS1	3	2:44.274	+7:25.443	White	190E	Me
41	7	36	Brian Casella	Honda Chal 2	2	2:24.335	2 Laps	White	Integra	Ac
42	8	141	Jeremy Jadczyk	944 Cup	2	2:29.284	+2.977	Army gre	944	Por
43	4	08	Richard Hubell	944 SuperCup	0	-.----	4 Laps	black	944t	Por

Announcements


New Track Record (2:14.885) for 944 SuperCup by Stephan Laputka.

Margin of Victory	Avg. Speed	Best Lap Tm	Best Spd	Best Lap by
+7.100	90.389	2:14.885	89.943	[9] Stephan Laputka

Printed: 1/31/2010 12:59:53 PM Licensed to: NASA NE

Chief of Timing & Scoring: Michael Torricelli & Adam Mouradian & Ryan Stone
Race Director: Joe Casella

Orbits 3
www.amb-it.com
www.mylaps.com




NASA NE Watkins Glen Races Oct 2-5

Sorted on Laps

Lightning Race Group
Sat Race
Race

Watkins Glen (Long) 3.370 Miles
10/3/2009 03:00 PM



Pos	PIC	No.	Name	Class	Laps	Best Tm	Diff	Color	Model	Ma
944 Cup										
1	1	138	Lawrence Dumoff	944 Cup	4	2:23.931	-	Red	944	PO
2	2	88	Cris Brady	944 Cup	4	2:24.947	+2.431	black	944	PO
3	3	51	Martin Okun	944 Cup	4	2:26.569	+15.057	Black	924S	PO
4	4	14	John Brandenberger	944 Cup	4	2:26.124	+20.104		944	PO
5	5	641	Kenneth Smith	944 Cup	4	2:28.345	+39.608	Flat Blacl	944	PO
6	6	576	Vito Valentino	944 Cup	4	2:25.424	+53.684	blue	924s	po
7	7	115	Arvin Parmanan	944 Cup	4	2:34.751	+4:34.528			PO
8	8	141	Jeremy Jadczyk	944 Cup	2	2:29.284	2 Laps	Army gre	944	PO

944 SuperCup										
1	1	9	Stephan Laputka	944 SuperCup	4	2:14.885	-	Red/Whit	944 TURBO	PO
2	2	76	Gene Raymondi	944 SuperCup	4	2:18.518	+7.100	Black	944 Turbo	PO
3	3	432	Jim Clemens	944 SuperCup	4	2:21.557	+14.393	Black	968	PO
4	4	08	Richard Hubell	944 SuperCup	0	-.---	4 Laps	black	944t	PO

ESR										
1	1	68	Charlie Turano	ESR	4	2:25.228	-			
2	2	64	Patrick Page	ESR	4	2:28.754	+3:41.490			
3	3	61	Charlie Greenhaus	ESR	4	2:28.693	+3:41.491			
4	4	66	Jeff Ellner	ESR	3	2:40.518	1 Lap			
5	5	63	Roy Devries	ESR	3	2:41.757	+5:57.501			

GTS1										
1	1	42	John Ellefson	GTS1	3	2:44.274	-	White	190E	Me

GTS2										
1	1	49	Don Stevenson	GTS2	4	2:21.240	-	White	325i	BM
2	2	83	Wayne Sonntag	GTS2	4	2:33.298	+4:40.360	White	325is	BM

Announcements

New Track Record (2:14.885) for 944 SuperCup by Stephan Laputka.

Margin of Victory	Avg. Speed	Best Lap Tm	Best Spd	Best Lap by
+7.100	90.389	2:14.885	89.943	[9] Stephan Laputka

Printed: 1/31/2010 1:01:16 PM Licensed to: NASA NE

Chief of Timing & Scoring: Michael Torricelli & Adam Mouradian & Ryan Stone
Race Director: Joe Casella

Orbits 3
www.amb-it.com
www.mylaps.com




NASA NE Watkins Glen Races Oct 2-5

Sorted on Laps

Lightning Race Group
Sat Race
Race

Watkins Glen (Long) 3.370 Miles
10/3/2009 03:00 PM



Pos	PIC	No.	Name	Class	Laps	Best Tm	Diff	Color	Model	Ma
Honda Chal 1										
1	1	23	Michael Fries	Honda Chal 1	4	2:23.020	-	Yellow	S2000	Ho
2	2	28	Brett Sandberg	Honda Chal 1	4	2:22.619	+34.917	white	Integra	Ac
Honda Chal 2										
1	1	31	Karl Kondor	Honda Chal 2	4	2:18.947	-	White	Accord	Ho
2	2	516	Spencer Anderson	Honda Chal 2	4	2:23.167	+11.069	white	civic	ho
3	3	517	Zephyr Belski	Honda Chal 2	4	2:23.209	+13.831	White	CRX	Ho
4	4	80	Alan Daley	Honda Chal 2	4	2:23.105	+19.197	red	crx si	ho
5	5	131	Peter Swarts	Honda Chal 2	4	2:21.396	+28.130	Black	Prelude	Ho
6	6	515	Stephanie Peterson	Honda Chal 2	3	2:48.340	1 Lap	White	Civic	Ho
7	7	36	Brian Casella	Honda Chal 2	2	2:24.335	2 Laps	White	Integra	Ac
PTC										
1	1	73	David Richardson	PTC	4	2:26.530	-	Blue	Spyder	Alf
PTD										
1	1	28	Chris Huston	PTD	4	2:28.916	-	Black	RX-7	ma
PTE										
1	1	53	Cory Canzone	PTE	4	2:30.356	-	Orange	2002	BM
2	2	41	James Slechta	PTE	4	2:31.354	+3:26.816	red	300Zx	Nis
3	3	43	Darren Mingis	PTE	3	2:22.364	1 Lap	Blue	Integra	Ac
Spec Miata										
1	1	22	Steven Bessett	Spec Miata	4	2:24.010	-	BLUE	Miata	Ma
2	2	99	Tony Senese	Spec Miata	4	2:25.737	+18.568	black	miata	ma
3	3	199	Scott Dennewitz	Spec Miata	4	2:27.924	+40.645	Red	Miata	Ma
SpecE30										
1	1	99	Sean Curran	SpecE30	4	2:25.648	-	red	325is	bm

Announcements

New Track Record (2:14.885) for 944 SuperCup by Stephan Laputka.

Margin of Victory	Avg. Speed	Best Lap Tm	Best Spd	Best Lap by
+7.100	90.389	2:14.885	89.943	[9] Stephan Laputka

Chief of Timing & Scoring: Michael Torricelli & Adam Mouradian & Ryan Stone
Race Director: Joe Casella

Orbits 3
www.amb-it.com
www.mylaps.com



NASA NE Watkins Glen Races Oct 2-5

Sorted on Laps

Lightning Race Group

Watkins Glen (Long) 3.370 Miles

Sat Race

10/3/2009 03:00 PM

Race

Pos	PIC	No.	Name	Class	Laps	Best Tm	Diff	Color	Model	Ma
2	2	19	Joshua Hughes	SpecE30	4	2:25.896	+15.857	Orange	325i	BM
3	3	67	Jason Mahoney	SpecE30	4	2:26.569	+18.245	White	E30	BM
4	4	62	Christian McIntyre	SpecE30	4	2:27.573	+26.934	White	325i	BM
5	5	105	Raymond Jadcak	SpecE30	4	2:32.236	+4:05.524	blue	325i	bm
6	6	63	Jim Pantas	SpecE30	4	2:28.824	+4:15.401	Pink	325is	BM

Announcements

New Track Record (2:14.885) for 944 SuperCup by Stephan Laputka.

Margin of Victory	Avg. Speed	Best Lap Tm	Best Spd	Best Lap by
+7.100	90.389	2:14.885	89.943	[9] Stephan Laputka

Printed: 1/31/2010 1:01:16 PM Licensed to: NASA NE

Chief of Timing & Scoring: Michael Torricelli & Adam Mouradian & Ryan Stone
Race Director: Joe Casella

Orbits 3
www.amb-it.com
www.mylaps.com

NASA NE Watkins Glen Races Oct 2-5

Sorted on Best Lap time

Lightning Race Group

Watkins Glen (Long) 3.370 Miles

Sun Practice

10/4/2009 09:45 AM

Practice

Pos	PIC	No.	Name	Class	Best Tm	In Lap	Diff	Color	Make	Model
1	1	9	Stephan Laputka	944 SuperCup	2:15.467	3	-	Red/White	PORSCHE	944 TURE
2	1	31	Karl Kondor	Honda Chal 2	2:18.975	3	+3.508	White	Honda	Accord
3	1	28	Brett Sandberg	Honda Chal 1	2:21.878	3	+6.411	white	Acura	Integra
4	2	23	Michael Fries	Honda Chal 1	2:22.485	2	+7.018	Yellow	Honda	S2000
5	2	432	Jim Clemens	944 SuperCup	2:22.712	2	+7.245	Black	Porsche	968
6	3	76	Gene Raymondi	944 SuperCup	2:23.066	2	+7.599	Black	Porsche	944 Turbo
7	1	68	Charlie Turano	ESR	2:23.202	3	+7.735			
8	2	517	Zephyr Belski	Honda Chal 2	2:23.655	2	+8.188	White	Honda	CRX
9	1	22	Steven Bessett	Spec Miata	2:23.923	3	+8.456	BLUE	Mazda	Miata
10	1	49	Don Stevenson	GTS2	2:23.967	4	+8.500	White	BMW	325i
11	3	516	Spencer Anderson	Honda Chal 2	2:23.969	2	+8.502	white	honda	civic
12	1	88	Cris Brady	944 Cup	2:24.304	3	+8.837	black	Porsche	944
13	2	138	Lawrence Dumoff	944 Cup	2:25.195	2	+9.728	Red	Porsche	944
14	1	99	Sean Curran	SpecE30	2:25.217	3	+9.750	red	bmw	325is
15	2	67	Jason Nolan	ESR	2:26.775	2	+11.308			
16	1	73	David Richardson	PTC	2:26.819	3	+11.352	Blue	Alfa	Spyder
17	2	99	Tony Senese	Spec Miata	2:26.889	2	+11.422	black	mazda	miata
18	3	199	Scott Dennewitz	Spec Miata	2:27.110	4	+11.643	Red	Mazda	Miata
19	1	28	Chris Huston	PTD	2:27.633	3	+12.166	Black	mazda	RX-7
20	2	67	Jason Mahoney	SpecE30	2:27.692	4	+12.225	White	BMW	E30
21	3	62	Christian McIntyre	SpecE30	2:28.106	2	+12.639	White	BMW	325i
22	3	576	Vito Valentino	944 Cup	2:28.970	4	+13.503	blue	porsche	924s

NASA NE Watkins Glen Races Oct 2-5

Sorted on Best Lap time

Lightning Race Group

Watkins Glen (Long) 3.370 Miles

Sun Practice

10/4/2009 09:45 AM

Practice

Pos	PIC	No.	Name	Class	Best Tm	In Lap	Diff	Color	Make	Model
23	4	51	Martin Okun	944 Cup	2:30.840	3	+15.373	Black	Porsche	924S
24	1	60	Mike Maduske	944 Spec	2:30.898	2	+15.431			
25	4	12	Vicktor Volpe	Spec Miata	2:31.173	4	+15.706	White	Mazda	Miata
26	5	641	Kenneth Smith	944 Cup	2:31.487	2	+16.020	Flat Black	Porsche	944
27	1	41	James Slechta	PTE	2:31.728	2	+16.261	red	Nissan	300Zx
28	5	37	Eric Gebhardt	Spec Miata	2:31.825	2	+16.358	red	mazda	spec miata
29	1	53	Cory Canzone	GTS1	2:32.271	4	+16.804	Orange	BMW	2002
30	4	131	Peter Swarts	Honda Chal 2	2:33.848	3	+18.381	Black	Honda	Prelude
31	4	08	Richard Hubell	944 SuperCup	2:34.434	2	+18.967	black	Porsche	944t
32	3	64	Patrick Page	ESR	2:34.768	1	+19.301			
33	4	105	Raymond Jadczyk	SpecE30	2:34.982	2	+19.515	blue	bmw	325i
34	5	19	Joshua Hughes	SpecE30	2:35.189	2	+19.722	Orange	BMW	325i
35	2	83	Wayne Sonntag	GTS2	2:36.046	3	+20.579	White	BMW	325is
36	6	115	Arvin Parmanan	944 Cup	2:36.654	2	+21.187		Porsche	
37	5	36	Brian Casella	Honda Chal 2	2:40.075	2	+24.608	White	Acura	Integra
38	4	66	Jeff Ellner	ESR	2:43.183	1	+27.716			
39	5	61	Charlie Greenhaus	ESR	2:44.604	1	+29.137			
40	6	63	Roy Devries	ESR	2:44.880	3	+29.413			
41	6	515	Stephanie Peterson	Honda Chal 2	2:47.087	2	+31.620	White	Honda	Civic

NASA NE Watkins Glen Races Oct 2-5

Sorted on Best Lap time

Lightning Race Group

Watkins Glen (Long) 3.370 Miles

Sun Qualify

10/4/2009 11:15 AM

Qualify

Pos	PIC	No.	Name	Class	Best Tm	In Lap	Diff	Color	Make	Model
1	1	9	Stephan Laputka	944 SuperCup	2:14.018	2	-	Red/White	PORSCHE	944 TURE
2	2	08	Richard Hubell	944 SuperCup	2:16.254	5	+2.236	black	Porsche	944t
3	1	31	Karl Kondor	Honda Chal 2	2:17.148	4	+3.130	White	Honda	Accord
4	3	432	Jim Clemens	944 SuperCup	2:17.824	4	+3.806	Black	Porsche	968
5	4	76	Gene Raymondi	944 SuperCup	2:19.315	4	+5.297	Black	Porsche	944 Turbo
6	1	23	Michael Fries	Honda Chal 1	2:20.142	3	+6.124	Yellow	Honda	S2000
7	2	516	Spencer Anderson	Honda Chal 2	2:21.083	3	+7.065	white	honda	civic
8	2	28	Brett Sandberg	Honda Chal 1	2:21.715	3	+7.697	white	Acura	Integra
9	3	517	Zephyr Belski	Honda Chal 2	2:22.027	3	+8.009	White	Honda	CRX
10	1	88	Cris Brady	944 Cup	2:22.051	2	+8.033	black	Porsche	944
11	1	43	Darren Mingis	PTE	2:22.732	4	+8.714	Blue	Acura	Integra
12	1	68	Charlie Turano	ESR	2:22.778	6	+8.760			
13	1	22	Steven Bessett	Spec Miata	2:22.927	3	+8.909	BLUE	Mazda	Miata
14	2	67	Jason Nolan	ESR	2:23.000	3	+8.982			
15	1	99	Sean Curran	SpecE30	2:23.486	5	+9.468	red	bmw	325is
16	4	36	Brian Casella	Honda Chal 2	2:24.000	3	+9.982	White	Acura	Integra
17	5	131	Peter Swarts	Honda Chal 2	2:24.569	4	+10.551	Black	Honda	Prelude
18	1	73	David Richardson	PTC	2:25.092	4	+11.074	Blue	Alfa	Spyder
19	2	19	Joshua Hughes	SpecE30	2:25.274	5	+11.256	Orange	BMW	325i
20	2	37	Eric Gebhardt	Spec Miata	2:25.306	5	+11.288	red	mazda	spec miat
21	2	138	Lawrence Dumoff	944 Cup	2:25.666	4	+11.648	Red	Porsche	944
22	1	28	Chris Huston	PTD	2:25.670	4	+11.652	Black	mazda	RX-7

NASA NE Watkins Glen Races Oct 2-5

Sorted on Best Lap time

Lightning Race Group


Watkins Glen (Long) 3.370 Miles

Sun Qualify

10/4/2009 11:15 AM

Qualify

Pos	PIC	No.	Name	Class	Best Tm	In Lap	Diff	Color	Make	Model
23	3	641	Kenneth Smith	944 Cup	2:25.715	2	+11.697	Flat Black	Porsche	944
24	3	67	Jason Mahoney	SpecE30	2:25.844	5	+11.826	White	BMW	E30
25	3	99	Tony Senese	Spec Miata	2:25.975	3	+11.957	black	mazda	miata
26	1	576	Vito Valentino	944 Spec	2:26.093	3	+12.075	blue	porsche	924s
27	6	416	Joon Kim	Honda Chal 2	2:26.380	4	+12.362	Green	Honda	Civic
28	4	62	Christian McIntyre	SpecE30	2:26.905	1	+12.887	White	BMW	325i
29	4	199	Scott Dennewitz	Spec Miata	2:27.098	5	+13.080	Red	Mazda	Miata
30	3	61	Charlie Greenhaus	ESR	2:27.120	3	+13.102			
31	2	60	Mike Maduske	944 Spec	2:27.405	2	+13.387			
32	5	12	Vicktor Volpe	Spec Miata	2:27.510	3	+13.492	White	Mazda	Miata
33	4	51	Martin Okun	944 Cup	2:27.752	3	+13.734	Black	Porsche	924S
34	5	63	Jim Pantas	SpecE30	2:28.041	3	+14.023	Pink	BMW	325is
35	5	115	Arvin Parmanan	944 Cup	2:28.206	4	+14.188		Porsche	
36	2	41	James Slechta	PTE	2:28.630	3	+14.612	red	Nissan	300Zx
37	4	64	Patrick Page	ESR	2:29.396	3	+15.378			
38	1	53	Cory Canzone	GTS1	2:29.915	4	+15.897	Orange	BMW	2002
39	1	49	Don Stevenson	GTS2	2:31.036	1	+17.018	White	BMW	325i
40	6	105	Raymond Jadczyk	SpecE30	2:33.055	3	+19.037	blue	bmw	325i
41	2	83	Wayne Sonntag	GTS2	2:35.641	3	+21.623	White	BMW	325is
42	5	66	Jeff Ellner	ESR	2:40.250	3	+26.232			
43	6	63	Roy Devries	ESR	2:41.111	2	+27.093			
44	7	515	Stephanie Peterson	Honda Chal 2	2:45.106	3	+31.088	White	Honda	Civic



NASA NE Watkins Glen Races Oct 2-5

Sorted on Laps

Lightning Race Group

Watkins Glen (Long) 3.370 Miles

Sun Race

10/4/2009 02:15 PM

Race



Pos	PIC	No.	Name	Class	Laps	Best Tm	Diff	Color	Model	Ma
1	1	9	Stephan Laputka	944 SuperCup	8	2:17.234	-	Red/Whit	944 TURBO	PO
2	1	28	Brett Sandberg	Honda Chal 1	8	2:14.743	+0.816	white	Integra	Ac
3	1	31	Karl Kondor	Honda Chal 2	8	2:17.546	+7.788	White	Accord	Ho
4	2	08	Richard Hubell	944 SuperCup	8	2:17.633	+8.486	black	944t	Por
5	3	432	Jim Clemens	944 SuperCup	8	2:19.565	+13.484	Black	968	Por
6	2	23	Michael Fries	Honda Chal 1	8	2:19.267	+14.295	Yellow	S2000	Ho
7	4	76	Gene Raymondi	944 SuperCup	8	2:18.558	+15.242	Black	944 Turbo	Por
8	1	49	Don Stevenson	GTS2	8	2:19.467	+16.836	White	325i	BM
9	2	516	Spencer Anderson	Honda Chal 2	8	2:19.497	+18.161	white	civic	ho
10	3	131	Peter Swarts	Honda Chal 2	8	2:21.495	+31.748	Black	Prelude	Ho
11	4	517	Zephyr Belski	Honda Chal 2	8	2:24.027	+39.032	White	CRX	Ho
12	1	43	Darren Mingis	PTE	8	2:25.767	+44.346	Blue	Integra	Ac
13	1	138	Lawrence Dumoff	944 Cup	8	2:24.722	+47.677	Red	944	Por
14	1	99	Sean Curran	SpecE30	8	2:24.119	+49.096	red	325is	bm
15	2	19	Joshua Hughes	SpecE30	8	2:24.732	+49.392	Orange	325i	BM
16	3	67	Jason Mahoney	SpecE30	8	2:25.218	+49.553	White	E30	BM
17	1	22	Steven Bessett	Spec Miata	8	2:24.862	+51.132	BLUE	Miata	Ma
18	2	641	Kenneth Smith	944 Cup	8	2:28.172	+56.647	Flat Blacl	944	Por
19	2	37	Eric Gebhardt	Spec Miata	8	2:25.151	+56.811	red	spec miata S	ma
20	1	576	Vito Valentino	944 Spec	8	2:26.962	+56.977	blue	924s	po
21	2	60	Mike Maduske	944 Spec	8	2:25.782	+57.474			
22	1	68	Charlie Turano	ESR	8	2:23.806	+1:10.260			
23	3	51	Martin Okun	944 Cup	8	2:27.955	+1:13.594	Black	924S	Por
24	1	73	David Richardson	PTC	8	2:27.936	+1:13.862	Blue	Spyder	Alf
25	4	88	Cris Brady	944 Cup	8	2:25.896	+1:15.152	black	944	Por
26	4	63	Jim Pantas	SpecE30	8	2:26.427	+1:15.842	Pink	325is	BM
27	2	61	Charlie Greenhaus	ESR	8	2:24.730	+1:17.925			
28	1	28	Chris Huston	PTD	8	2:26.910	+1:19.030	Black	RX-7	ma
29	5	416	Joon Kim	Honda Chal 2	8	2:26.729	+1:20.054	Green	Civic	Ho
30	1	53	Cory Canzone	GTS1	8	2:29.577	+1:22.531	Orange	2002	BM
31	3	67	Jason Nolan	ESR	8	2:25.861	+1:23.102			

Announcements

New Track Record (2:14.743) for Honda Chal 1 by Brett Sandberg.
 New Track Record (2:24.119) for SpecE30 by Sean Curran.
 Car Numbers 99, 199, 37, 41 passed under yellow.

Margin of Victory	Avg. Speed	Best Lap Tm	Best Spd	Best Lap by
+0.816	64.631	2:14.743	90.038	[28] Brett Sandberg

Printed: 1/31/2010 1:02:56 PM Licensed to: NASA NE

Chief of Timing & Scoring: Michael Torricelli & Adam Mouradian & Ryan Stone
 Race Director: Joe Casella

Orbits 3
www.amb-it.com
www.mylaps.com

NASA NE Watkins Glen Races Oct 2-5

Sorted on Laps

Lightning Race Group	Watkins Glen (Long) 3.370 Miles
Sun Race	10/4/2009 02:15 PM
Race	

Pos	PIC	No.	Name	Class	Laps	Best Tm	Diff	Color	Model	Ma
32	3	12	Vicktor Volpe	Spec Miata	8	2:28.873	+1:25.587	White	Miata	Ma
33	2	41	James Slechta	PTE	8	2:29.011	+1:24.420	red	300Zx	Nis
34	5	115	Arvin Parmanan	944 Cup	8	2:29.726	+1:36.256			Por
35	4	199	Scott Dennewitz	Spec Miata	8	2:25.311	+59.852	Red	Miata	Ma
36	5	99	Tony Senese	Spec Miata	8	2:25.946	+1:08.321	black	miata	ma
37	2	83	Wayne Sonntag	GTS2	8	2:30.240	+1:37.108	White	325is	BM
38	5	105	Raymond Jadczyk	SpecE30	8	2:33.510	+1:45.713	blue	325i	br
39	4	66	Jeff Ellner	ESR	8	2:41.994	+2:27.826			
40	6	515	Stephanie Peterson	Honda Chal 2	8	2:42.638	+2:29.787	White	Civic	Ho
41	5	63	Roy Devries	ESR	8	2:42.573	+2:30.752			
42	7	36	Brian Casella	Honda Chal 2	7	2:23.840	1 Lap	White	Integra	Ac
43	6	64	Patrick Page	ESR	7	2:29.163	+30.621			

Not classified

DNS	DNS	10	Erik Olson	Honda Chal 2	0	-.---	8 Laps	Red	Civic	Ho
DNS	DNS	62	Christian McIntyre	SpecE30	0	-.---	-	White	325i	BM

Announcements

New Track Record (2:14.743) for Honda Chal 1 by Brett Sandberg.
 New Track Record (2:24.119) for SpecE30 by Sean Curran.
 Car Numbers 99, 199, 37, 41 passed under yellow.

Margin of Victory	Avg. Speed	Best Lap Tm	Best Spd	Best Lap by
+0.816	64.631	2:14.743	90.038	[28] Brett Sandberg

NASA NE Watkins Glen Races Oct 2-5

Sorted on Laps

Lightning Race Group

Watkins Glen (Long) 3.370 Miles

Sun Race

10/4/2009 02:15 PM

Race

Pos	PIC	No.	Name	Class	Laps	Best Tm	Diff	Color	Model	Ma
944 Cup										
1	1	138	Lawrence Dumoff	944 Cup	8	2:24.722	-	Red	944	PO
2	2	641	Kenneth Smith	944 Cup	8	2:28.172	+8.970	Flat Blacl	944	PO
3	3	51	Martin Okun	944 Cup	8	2:27.955	+25.917	Black	924S	PO
4	4	88	Cris Brady	944 Cup	8	2:25.896	+27.475	black	944	PO
5	5	115	Arvin Parmanan	944 Cup	8	2:29.726	+48.579			PO
944 Spec										
1	1	576	Vito Valentino	944 Spec	8	2:26.962	-	blue	924s	po
2	2	60	Mike Maduske	944 Spec	8	2:25.782	+0.497			
944 SuperCup										
1	1	9	Stephan Laputka	944 SuperCup	8	2:17.234	-	Red/Whit	944 TURBO	PO
2	2	08	Richard Hubell	944 SuperCup	8	2:17.633	+8.486	black	944t	PO
3	3	432	Jim Clemens	944 SuperCup	8	2:19.565	+13.484	Black	968	PO
4	4	76	Gene Raymondi	944 SuperCup	8	2:18.558	+15.242	Black	944 Turbo	PO
ESR										
1	1	68	Charlie Turano	ESR	8	2:23.806	-			
2	2	61	Charlie Greenhaus	ESR	8	2:24.730	+7.665			
3	3	67	Jason Nolan	ESR	8	2:25.861	+12.842			
4	4	66	Jeff Ellner	ESR	8	2:41.994	+1:17.566			
5	5	63	Roy Devries	ESR	8	2:42.573	+1:20.492			
6	6	64	Patrick Page	ESR	7	2:29.163	1 Lap			
GTS1										
1	1	53	Cory Canzone	GTS1	8	2:29.577	-	Orange	2002	BM
GTS2										
1	1	49	Don Stevenson	GTS2	8	2:19.467	-	White	325i	BM

Announcements

New Track Record (2:14.743) for Honda Chal 1 by Brett Sandberg.
 New Track Record (2:24.119) for SpecE30 by Sean Curran.
 Car Numbers 99, 199, 37, 41 passed under yellow.

Margin of Victory	Avg. Speed	Best Lap Tm	Best Spd	Best Lap by
+0.816	64.631	2:14.743	90.038	[28] Brett Sandberg

NASA NE Watkins Glen Races Oct 2-5

Sorted on Laps

Lightning Race Group

Watkins Glen (Long) 3.370 Miles

Sun Race

10/4/2009 02:15 PM

Race

Pos	PIC	No.	Name	Class	Laps	Best Tm	Diff	Color	Model	Ma
2	2	83	Wayne Sonntag	GTS2	8	2:30.240	+1:20.272	White	325is	BM

Honda Chal 1

1	1	28	Brett Sandberg	Honda Chal 1	8	2:14.743	-	white	Integra	Ac
2	2	23	Michael Fries	Honda Chal 1	8	2:19.267	+13.479	Yellow	S2000	Ho

Honda Chal 2

1	1	31	Karl Kondor	Honda Chal 2	8	2:17.546	-	White	Accord	Ho
2	2	516	Spencer Anderson	Honda Chal 2	8	2:19.497	+10.373	white	civic	ho
3	3	131	Peter Swarts	Honda Chal 2	8	2:21.495	+23.960	Black	Prelude	Ho
4	4	517	Zephyr Belski	Honda Chal 2	8	2:24.027	+31.244	White	CRX	Ho
5	5	416	Joon Kim	Honda Chal 2	8	2:26.729	+1:12.266	Green	Civic	Ho
6	6	515	Stephanie Peterson	Honda Chal 2	8	2:42.638	+2:21.999	White	Civic	Ho
7	7	36	Brian Casella	Honda Chal 2	7	2:23.840	1 Lap	White	Integra	Ac
DNS	DNS	10	Erik Olson	Honda Chal 2	0	-.---	8 Laps	Red	Civic	Ho

PTC

1	1	73	David Richardson	PTC	8	2:27.936	-	Blue	Spyder	Alf
---	---	----	------------------	-----	---	----------	---	------	--------	-----

PTD

1	1	28	Chris Huston	PTD	8	2:26.910	-	Black	RX-7	ma
---	---	----	--------------	-----	---	----------	---	-------	------	----

PTE

1	1	43	Darren Mingis	PTE	8	2:25.767	-	Blue	Integra	Ac
2	2	41	James Slechta	PTE	8	2:29.011	+40.074	red	300Zx	Nis

Spec Miata

1	1	22	Steven Bessett	Spec Miata	8	2:24.862	-	BLUE	Miata	Ma
2	2	37	Eric Gebhardt	Spec Miata	8	2:25.151	+5.679	red	spec miata S	ma
3	3	12	Vicktor Volpe	Spec Miata	8	2:28.873	+34.455	White	Miata	Ma
4	4	199	Scott Dennewitz	Spec Miata	8	2:25.311	+8.720	Red	Miata	Ma

Announcements

New Track Record (2:14.743) for Honda Chal 1 by Brett Sandberg.
 New Track Record (2:24.119) for SpecE30 by Sean Curran.
 Car Numbers 99, 199, 37, 41 passed under yellow.

Margin of Victory	Avg. Speed	Best Lap Tm	Best Spd	Best Lap by
+0.816	64.631	2:14.743	90.038	[28] Brett Sandberg

Printed: 1/31/2010 1:03:22 PM

Licensed to: NASA NE

Chief of Timing & Scoring: Michael Torricelli & Adam Mouradian & Ryan Stone

Orbits 3

Race Director: Joe Casella

www.amb-it.com

www.mylaps.com

NASA NE Watkins Glen Races Oct 2-5

Sorted on Laps

Lightning Race Group

Watkins Glen (Long) 3.370 Miles

Sun Race

10/4/2009 02:15 PM

Race

Pos	PIC	No.	Name	Class	Laps	Best Tm	Diff	Color	Model	Ma
5	5	99	Tony Senese	Spec Miata	8	2:25.946	+17.189	black	miata	ma
SpecE30										
1	1	99	Sean Curran	SpecE30	8	2:24.119	-	red	325is	bm
2	2	19	Joshua Hughes	SpecE30	8	2:24.732	+0.296	Orange	325i	BM
3	3	67	Jason Mahoney	SpecE30	8	2:25.218	+0.457	White	E30	BM
4	4	63	Jim Pantas	SpecE30	8	2:26.427	+26.746	Pink	325is	BM
5	5	105	Raymond Jadcak	SpecE30	8	2:33.510	+56.617	blue	325i	bm
DNS	DNS	62	Christian McIntyre	SpecE30	0	-.---	-	White	325i	BM

Announcements

New Track Record (2:14.743) for Honda Chal 1 by Brett Sandberg.
 New Track Record (2:24.119) for SpecE30 by Sean Curran.
 Car Numbers 99, 199, 37, 41 passed under yellow.

Margin of Victory	Avg. Speed	Best Lap Tm	Best Spd	Best Lap by
+0.816	64.631	2:14.743	90.038	[28] Brett Sandberg

Printed: 1/31/2010 1:03:22 PM Licensed to: NASA NE

Chief of Timing & Scoring: Michael Torricelli & Adam Mouradian & Ryan Stone
 Race Director: Joe Casella

Orbits 3
www.amb-it.com
www.mylaps.com