

# NASA NE NJMP Thunderbolt Race Oct30-Nov1

Sorted on Best Lap time

Race Group

NJMP Thunderbolt 2.250 Miles

Saturday Race Practice

10/31/2009 09:15 AM

Practice

Pos	PIC	No.	Name	Class	Best Tm	In Lap	Diff	Color	Make	Model
1	1	32	Andrew Aquilante	Super Unlimited	1:41.304	9	-	Red	Chevy	Corvette
2	1	27	Devon Gregory	Super Touring 2	1:45.862	9	+4.558	Silver	Subaru	STi
3	1	87			1:50.829	7	+9.525			
4	1	96	Kyle Dempsey	GTS3	1:51.641	8	+10.337	Green	BMW	M3
5	1	33	Ronald Landis	Super Touring 1	1:51.742	4	+10.438	yellow	chev	corvette
6	1	35	Lawrence Canzone	PTD	1:52.727	7	+11.423		Mazda	RX7
7	2	340	Robert Turgeon	GTS3	1:53.363	3	+12.059	Blue	Porsche	993 C2
8	3	130	Philip Eiseman	GTS3	1:53.835	7	+12.531	Black/Red/	BMW	325
9	1	37	Eric Gebhardt	Spec Miata	1:54.609	7	+13.305	red	mazda	spec miat
10	4	754	Douglas DePietro	GTS3	1:54.719	8	+13.415	Red	Porsche	Boxster S
11	5	384	Dan Yonker	GTS3	1:55.363	3	+14.059	Green	Porsche	911
12	1	01	Jon Walton	PTB	1:56.385	5	+15.081	Red	Lotus	Elise
13	1	99	Sean Curran	SpecE30	1:56.528	8	+15.224	red	bmw	325is
14	6	152	Paul Sedacca	GTS3	1:56.543	2	+15.239	Red/White	BMW	E36 325is
15	7	59	Michael Goulde	GTS3	1:56.632	8	+15.328	Black	BMW	328is
16	1	211	Kurt Hissong	GTS5	1:57.115	5	+15.811	black	BMW	M3
17	2	06	Richard Wilson	Super Touring 2	1:57.360	4	+16.056	Orange an	Chevrolet	Corvette
18	1	11	Michael Yaskin	GTS4	1:57.996	1	+16.692	black	bmw	m3
19	2	33	Matt Bookler		1:58.473	2	+17.169	Black	Honda	Civic
20	1	517	Zephyr Belski	Honda Chal 2	1:58.703	6	+17.399	White	Honda	CRX
21	2	232	Matthew Russell	SpecE30	1:59.317	4	+18.013	white//bla	BMW	325i
22	2	516	Spencer Anderson	Honda Chal 2	1:59.393	2	+18.089	white	honda	civic

# NASA NE NJMP Thunderbolt Race Oct30-Nov1

Sorted on Best Lap time

Race Group

NJMP Thunderbolt 2.250 Miles

Saturday Race Practice

10/31/2009 09:15 AM

Practice


Pos	PIC	No.	Name	Class	Best Tm	In Lap	Diff	Color	Make	Model
23	3	19	Joshua Hughes	SpecE30	1:59.565	2	+18.261	Orange	BMW	325i
24	1	187	Scott Lowery	GTS2	2:00.142	3	+18.838			
25	1	136	Ray Mohr	American Iron	2:01.855	3	+20.551			
26	1	41	James Slechta	PTE	2:03.193	3	+21.889	red	Nissan	300Zx
27	4	343	Justin Styles	SpecE30	2:03.573	3	+22.269	gray	BMW	325I
28	8	333	John Dunn	GTS3	2:03.660	1	+22.356	white	bmw	e36
29	5	9	Robert Ott	SpecE30	2:04.454	8	+23.150	White	BMW	325is
30	2	061	Michael Gershanok	GTS4	2:08.580	1	+27.276	blue	BMW	M3
31	3	515	Stephanie Peterson	Honda Chal 2	2:10.656	1	+29.352	White	Honda	Civic
32	1	86	Scott Smith	GTS1	2:11.104	6	+29.800	Black	BMW	325
33	2	22	Steven Bessett	Spec Miata	-.----	0	-	BLUE	Mazda	Miata
34	9	47	Jason Judd	GTS3	-.----	0	-	red	Porsche	968
35	3	052	Matthew Sedacca	GTS4	-.----	0	-	Blue/White	BMW	
36	10	20	Bam	GTS3	-.----	0	-	Silver	Porsche	911

# NASA NE NJMP Thunderbolt Race Oct30-Nov1

Sorted on Best Lap time

Race Group  
Saturday Race Qualify  
Qualify

NJMP Thunderbolt 2.250 Miles  
10/31/2009 11:45 AM



Pos	PIC	No.	Name	Class	Best Tm	In Lap	Diff	Color	Make	Model
1	1	16	Thomas Statnick	Super Unlimited	1:24.731	6	-	Blue	Dodge	Charger
2	2	32	Andrew Aquilante	Super Unlimited	1:25.601	6	+0.870	Red	Chevy	Corvette
3	1	12	Grzegorz Sobolewski	Super Touring 1	1:27.933	2	+3.202	Black/Yellc	Chevy	Corvette
4	1	777	Agemiro de Paula	Super Touring 2	1:29.564	5	+4.833	Black	Subaru	WRX STI
5	2	27	Devon Gregory	Super Touring 2	1:29.702	3	+4.971	Silver	Subaru	STi
6	1	0	Steve Kefer	GTS5	1:30.057	5	+5.326		BMW	
7	2	45	Robert Ball	GTS5	1:30.607	5	+5.876		BMW	2002
8	3	42	Anthony DeLuca	Super Touring 2	1:31.110	7	+6.379	grey	mitsubishi	EVO-9-mr
9	1	28	AJ Ashley	GTS4	1:32.396	3	+7.665	White/Ora	BMW	E36
10	1	613	Joey G	GTS3	1:32.569	6	+7.838		Porsche	911
11	2	000	Al Galossi	GTS3	1:32.742	7	+8.011	Blue/Oran	BMW	M3
12	2	74	Edward Newman	GTS4	1:32.819	6	+8.088	White	Porsche	911
13	3	11	Michael Yaskin	GTS4	1:32.994	2	+8.263	black	bmw	m3
14	3	384	Dan Yonker	GTS3	1:33.307	3	+8.576	Green	Porsche	911
15	4	340	Robert Turgeon	GTS3	1:33.336	3	+8.605	Blue	Porsche	993 C2
16	5	130	Philip Eiseman	GTS3	1:33.444	4	+8.713	Black/Red/	BMW	325
17	4	06	Richard Wilson	Super Touring 2	1:33.581	6	+8.850	Orange an	Chevrolet	Corvette
18	6	235	Martin Britos	GTS3	1:33.637	7	+8.906		BMW	M3
19	1	136	Ray Mohr	American Iron	1:33.923	4	+9.192			
20	3	211	Kurt Hissong	GTS5	1:34.021	2	+9.290	black	BMW	M3
21	7	47	Jason Judd	GTS3	1:34.120	4	+9.389	red	Porsche	968
22	8	754	Douglas DePietro	GTS3	1:34.591	7	+9.860	Red	Porsche	Boxster S

# NASA NE NJMP Thunderbolt Race Oct30-Nov1

Sorted on Best Lap time

Race Group  
Saturday Race Qualify  
Qualify

NJMP Thunderbolt 2.250 Miles  
10/31/2009 11:45 AM


Pos	PIC	No.	Name	Class	Best Tm	In Lap	Diff	Color	Make	Model
23	9	199	Eric Wong	GTS3	1:34.956	5	+10.225	Blue/White	BMW	
24	10	96	Kyle Dempsey	GTS3	1:35.142	6	+10.411	Green	BMW	M3
25	4	00	Darren Mingis	GTS4	1:35.215	3	+10.484	Black	Porsche	911
26	11	20	Bam	GTS3	1:36.127	4	+11.396	Silver	Porsche	911
27	2	33	Ronald Landis	Super Touring 1	1:36.177	3	+11.446	yellow	chev	corvette
28	1	87	Jonathan Allan	SpecE30	1:37.243	7	+12.512	Blue/Greer	BMW	325is
29	1	33	Matt Bookler		1:37.409	7	+12.678	Black	Honda	Civic
30	1	19	James Hovey	Honda Chal 2	1:37.532	7	+12.801	Red	Honda	Civic Si
31	5	061	Michael Gershanok	GTS4	1:37.969	4	+13.238	blue	BMW	M3
32	2	99	Sean Curran	SpecE30	1:38.130	5	+13.399	red	bmw	325is
33	1	35	Lawrence Canzone	PTD	1:38.281	5	+13.550		Mazda	RX7
34	12	333	John Dunn	GTS3	1:38.310	4	+13.579	white	bmw	e36
35	1	22	Steven Bessett	Spec Miata	1:38.378	6	+13.647	BLUE	Mazda	Miata
36	2	131	Peter Swarts	Honda Chal 2	1:38.417	5	+13.686	Black	Honda	Prelude
37	13	59	Michael Goulde	GTS3	1:38.488	5	+13.757	Black	BMW	328is
38	1	01	Jon Walton	PTB	1:38.792	2	+14.061	Red	Lotus	Elise
39	2	99	Tony Senese	Spec Miata	1:38.863	5	+14.132	black	mazda	miata
40	3	37	Eric Gebhardt	Spec Miata	1:39.158	5	+14.427	red	mazda	spec miat
41	3	232	Matthew Russell	SpecE30	1:39.260	5	+14.529	white//bla	BMW	325i
42	3	516	Spencer Anderson	Honda Chal 2	1:39.287	6	+14.556	white	honda	civic
43	4	19	Joshua Hughes	SpecE30	1:39.469	6	+14.738	Orange	BMW	325i
44	4	36	Brian Casella	Honda Chal 2	1:39.478	4	+14.747	White	Acura	Integra

# NASA NE NJMP Thunderbolt Race Oct30-Nov1

Sorted on Best Lap time

Race Group  
Saturday Race Qualify  
Qualify

NJMP Thunderbolt 2.250 Miles  
10/31/2009 11:45 AM



Pos	PIC	No.	Name	Class	Best Tm	In Lap	Diff	Color	Make	Model
45	5	517	Zephyr Belski	Honda Chal 2	<b>1:40.255</b>	6	+15.524	White	Honda	CRX
46	5	343	Justin Styles	SpecE30	<b>1:40.824</b>	6	+16.093	gray	BMW	325I
47	1	86	Scott Smith	GTS1	<b>1:43.320</b>	5	+18.589	Black	BMW	325
48	4	14	Dave Deerson	Spec Miata	<b>1:43.941</b>	4	+19.210	Red		
49	6	9	Robert Ott	SpecE30	<b>1:44.019</b>	6	+19.288	White	BMW	325is
50	1	51	Martin Okun	944 Cup	<b>1:44.270</b>	6	+19.539	Black	Porsche	924S
51	1	41	James Slechta	PTE	<b>1:44.999</b>	3	+20.268	red	Nissan	300Zx
52	1	187	Scott Lowery	GTS2	<b>1:45.417</b>	2	+20.686			
53	6	515	Stephanie Peterson	Honda Chal 2	<b>1:46.001</b>	6	+21.270	White	Honda	Civic



**NASA NE NJMP Thunderbolt Race Oct30-Nov1**

**Sorted on Laps**

<b>Race Group</b>	<b>NJMP Thunderbolt 2.250 Miles</b>
<b>Saturday NASA Race</b>	<b>10/31/2009 02:15 PM</b>
<b>Race</b>	


Pos	PIC	No.	Name	Class	Laps	Best Tm	Diff	Color	Model	Ma
1	1	32	Andrew Aquilante	Super Unlimited	11	1:24.430	-	Red	Corvette	Ch
2	1	12	Grzegorz Sobolewski	Super Touring 1	11	1:25.943	+6.081	Black/Yel	Corvette	Ch
3	1	27	Devon Gregory	Super Touring 2	11	1:27.222	+6.809	Silver	STi	Su
4	2	777	Agemiro de Paula	Super Touring 2	11	1:27.011	+7.580	Black	WRX STI	Su
5	2	16	Thomas Statnick	Super Unlimited	11	1:24.444	+9.361	Blue	Charger	Do
6	1	0	Steve Kefer	GTS5	11	1:28.861	+17.126			BM
7	3	42	Anthony DeLuca	Super Touring 2	11	1:30.643	+19.786	grey	EVO-9-mr	mi
8	1	613	Joey G	GTS3	11	1:30.964	+21.112		911	Por
9	2	340	Robert Turgeon	GTS3	11	1:31.756	+32.020	Blue	993 C2	Por
10	3	384	Dan Yonker	GTS3	11	1:33.402	+35.376	Green	911	Por
11	4	235	Martin Britos	GTS3	11	1:33.228	+37.502		M3	BM
12	5	47	Jason Judd	GTS3	11	1:32.724	+39.461	red	968	Por
13	6	199	Eric Wong	GTS3	11	1:32.029	+40.806	Blue/Whi		BM
14	4	06	Richard Wilson	Super Touring 2	11	1:33.505	+42.676	Orange a	Corvette	Ch
15	1	136	Ray Mohr	American Iron	11	1:33.464	+45.134			
16	7	754	Douglas DePietro	GTS3	11	1:32.882	+47.342	Red	Boxster S	Por
17	1	00	Darren Mingis	GTS4	11	1:33.197	+49.201	Black	911	Por
18	2	98	Jared Sedacca	GTS5	11	1:32.044	+50.572	Blue	E36	BM
19	8	96	Kyle Dempsey	GTS3	11	1:34.166	+52.939	Green	M3	BM
20	2	33	Ronald Landis	Super Touring 1	11	1:34.780	+56.824	yellow	corvette	che
21	9	20	Bam	GTS3	11	1:35.929	+57.945	Silver	911	Por
22	10	152	Matthew Sedacca	GTS3	11	1:36.084	+1:00.154	Red/Whit	E36 325is	BM
23	2	061	Michael Gershanok	GTS4	11	1:36.201	+1:01.131	blue	M3	BM
24	3	212	Kurt Hissong	GTS5	11	1:36.375	+1:03.095	Red		
25	11	59	Michael Goulde	GTS3	11	1:36.364	+1:04.830	Black	328is	BM
26	1	87	Jonathan Allan	SpecE30	11	1:38.139	+1:06.830	Blue/Gre	325is	BM
27	3	01	Jon Walton	Super Unlimited	11	1:37.147	+1:07.752	Red	Elise	Lot
28	2	99	Sean Curran	SpecE30	11	1:38.130	+1:08.963	red	325is	bm
29	1	19	James Hovey	Honda Chal 2	11	1:37.998	+1:11.001	Red	Civic Si	Ho
30	4	45	Robert Ball	GTS5	10	1:29.929	1 Lap		2002	BM
31	2	131	Peter Swarts	Honda Chal 2	10	1:38.810	+2:50.825	Black	Prelude	Ho

**Announcements**

- New Track Record (1:38.130) for SpecE30 by Sean Curran.
- New Track Record (3:11.178) for PTD by Lawrence Canzone.
- New Track Record (1:41.301) for GTS1 by Scott Smith.
- New Track Record (1:44.091) for PTE by James Slechta.

Margin of Victory	Avg. Speed	Best Lap Tm	Best Spd	Best Lap by
+6.081	65.379	1:24.430	95.937	[32] Andrew Aquilante

Printed: 1/31/2010 1:15:22 PM Licensed to: NASA NE



# NASA NE NJMP Thunderbolt Race Oct30-Nov1

Sorted on Laps

<b>Race Group</b>	<b>NJMP Thunderbolt 2.250 Miles</b>
<b>Saturday NASA Race</b>	<b>10/31/2009 02:15 PM</b>
<b>Race</b>	

Pos	PIC	No.	Name	Class	Laps	Best Tm	Diff	Color	Model	Ma
32	3	516	Spencer Anderson	Honda Chal 2	10	1:38.444	+2:49.746	white	civic	ho
33	4	517	Zephyr Belski	Honda Chal 2	10	1:38.464	+2:51.511	White	CRX	Ho
34	3	232	Matthew Russell	SpecE30	10	1:39.326	+2:52.301	white//bl	325i	BM
35	1	22	Steven Bessett	Spec Miata	10	1:39.145	+2:53.404	BLUE	Miata	Ma
36	2	37	Eric Gebhardt	Spec Miata	10	1:39.461	+2:54.318	red	spec miata	S ma
37	12	333	John Dunn	GTS3	10	1:41.819	+2:57.303	white	e36	bm
38	3	99	Tony Senese	Spec Miata	10	1:40.069	+2:59.877	black	miata	ma
39	4	19	Joshua Hughes	SpecE30	10	1:38.904	+3:00.871	Orange	325i	BM
40	1	35	Lawrence Canzone	PTD	10	1:38.421	+3:01.845		RX7	Ma
41	1	33	Matt Bookler	PTC	10	1:39.365	+3:03.506	Black	Civic	Ho
42	5	343	Justin Styles	SpecE30	10	1:40.188	+3:04.070	gray	325I	BM
43	1	86	Scott Smith	GTS1	10	1:41.301	+3:07.114	Black	325	BM
44	3	28	AJ Ashley	GTS4	10	1:32.120	+3:07.754	White/Or	E36	BM
45	4	14	Dave Deerson	Spec Miata	10	1:43.063	+3:11.110	Red		
46	1	51	Martin Okun	944 Cup	10	1:44.528	+3:12.891	Black	924S	Por
47	1	41	James Slechta	PTE	10	1:44.091	+3:14.381	red	300Zx	Nis
48	1	187	Scott Lowery	GTS2	10	1:44.356	+3:17.002			
49	5	515	Stephanie Peterson	Honda Chal 2	10	1:44.943	+3:18.385	White	Civic	Ho
50	6	9	Robert Ott	SpecE30	10	1:44.836	+3:20.353	White	325is	BM
51	4	11	Michael Yaskin	GTS4	6	1:30.561	5 Laps	black	m3	bm
52	5	74	Edward Newman	GTS4	6	1:30.549	+0.219	White	911	Por

### Not classified


<b>DNS</b>	DNS	000	Al Galossi	GTS3	0	-.---	-	Blue/Ora	M3	BM
<b>DQ</b>	DQ	130	Philip Eiseman	GTS3	11	1:32.621	-	Black/Re	325	BM

New Track Record (1:44.356) for GTS2 by Scott Lowery.  
 New Track Record (1:27.011) for Super Touring 2 by Agemiro de Paula.  
 New Track Record (1:33.464) for American Iron by Ray Mohr.  
 Philip Eiseman DQed due to 200lbs underweight.

Margin of Victory	Avg. Speed	Best Lap Tm	Best Spd	Best Lap by
+6.081	65.379	1:24.430	95.937	[32] Andrew Aquilante

Chief of Timing & Scoring: Michael Torricelli, Adam Mouradian, Ryan Stone  
 Race Director

Orbits 3  
[www.amb-it.com](http://www.amb-it.com)  
[www.mylaps.com](http://www.mylaps.com)



**NASA NE NJMP Thunderbolt Race Oct30-Nov1**

**Sorted on Laps**

**Race Group** NJMP Thunderbolt 2.250 Miles  
**Saturday NASA Race** 10/31/2009 02:15 PM  
**Race**

Pos	PIC	No.	Name	Class	Laps	Best Tm	Diff	Color	Model	Ma
<b>944 Cup</b>										
1	1	51	Martin Okun	944 Cup	10	1:44.528	-	Black	924S	Por
<b>American Iron</b>										
1	1	136	Ray Mohr	American Iron	11	1:33.464	-			
<b>GTS1</b>										
1	1	86	Scott Smith	GTS1	10	1:41.301	-	Black	325	BM
<b>GTS2</b>										
1	1	187	Scott Lowery	GTS2	10	1:44.356	-			
<b>GTS3</b>										
1	1	613	Joey G	GTS3	11	1:30.964	-		911	Por
2	2	340	Robert Turgeon	GTS3	11	1:31.756	+10.908	Blue	993 C2	Por
3	3	384	Dan Yonker	GTS3	11	1:33.402	+14.264	Green	911	Por
4	4	235	Martin Britos	GTS3	11	1:33.228	+16.390		M3	BM
5	5	47	Jason Judd	GTS3	11	1:32.724	+18.349	red	968	Por
6	6	199	Eric Wong	GTS3	11	1:32.029	+19.694	Blue/Whi		BM
7	7	754	Douglas DePietro	GTS3	11	1:32.882	+26.230	Red	Boxster S	Por
8	8	96	Kyle Dempsey	GTS3	11	1:34.166	+31.827	Green	M3	BM
9	9	20	Bam	GTS3	11	1:35.929	+36.833	Silver	911	Por
10	10	152	Matthew Sedacca	GTS3	11	1:36.084	+39.042	Red/Whit	E36 325is	BM
11	11	59	Michael Goulde	GTS3	11	1:36.364	+43.718	Black	328is	BM
12	12	333	John Dunn	GTS3	10	1:41.819	1 Lap	white	e36	bm
DNS	DNS	000	Al Galossi	GTS3	0	-	-	Blue/Ora	M3	BM
DQ	DQ	130	Philip Eiseman	GTS3	11	1:32.621	-	Black/Re	325	BM
<b>GTS4</b>										
1	1	00	Darren Mingis	GTS4	11	1:33.197	-	Black	911	Por

**Announcements**

- New Track Record (1:38.130) for SpecE30 by Sean Curran.
- New Track Record (3:11.178) for PTD by Lawrence Canzone.
- New Track Record (1:41.301) for GTS1 by Scott Smith.
- New Track Record (1:44.091) for PTE by James Slechta.

Margin of Victory	Avg. Speed	Best Lap Tm	Best Spd	Best Lap by
+6.081	65.379	1:24.430	95.937	[32] Andrew Aquilante

Printed: 1/31/2010 1:15:39 PM Licensed to: NASA NE





# NASA NE NJMP Thunderbolt Race Oct30-Nov1

Sorted on Laps

<b>Race Group</b>	<b>NJMP Thunderbolt 2.250 Miles</b>
<b>Saturday NASA Race</b>	<b>10/31/2009 02:15 PM</b>
<b>Race</b>	

Pos	PIC	No.	Name	Class	Laps	Best Tm	Diff	Color	Model	Ma
2	2	061	Michael Gershanok	GTS4	11	1:36.201	+11.930	blue	M3	BM
3	3	28	AJ Ashley	GTS4	10	1:32.120	1 Lap	White/Or	E36	BM
4	4	11	Michael Yaskin	GTS4	6	1:30.561	5 Laps	black	m3	bm
5	5	74	Edward Newman	GTS4	6	1:30.549	+0.219	White	911	Por

**GTS5**

1	1	0	Steve Kefer	GTS5	11	1:28.861	-			BM
2	2	98	Jared Sedacca	GTS5	11	1:32.044	+33.446	Blue	E36	BM
3	3	212	Kurt Hissong	GTS5	11	1:36.375	+45.969	Red		
4	4	45	Robert Ball	GTS5	10	1:29.929	1 Lap		2002	BM

**Honda Chal 2**

1	1	19	James Hovey	Honda Chal 2	11	1:37.998	-	Red	Civic Si	Ho
2	2	131	Peter Swarts	Honda Chal 2	10	1:38.810	+1.079	Black	Prelude	Ho
3	3	516	Spencer Anderson	Honda Chal 2	10	1:38.444	1 Lap	white	civic	ho
4	4	517	Zephyr Belski	Honda Chal 2	10	1:38.464	+1.765	White	CRX	Ho
5	5	515	Stephanie Peterson	Honda Chal 2	10	1:44.943	+28.639	White	Civic	Ho

**PTC**

1	1	33	Matt Bookler	PTC	10	1:39.365	-	Black	Civic	Ho
---	---	----	--------------	-----	----	----------	---	-------	-------	----

**PTD**

1	1	35	Lawrence Canzone	PTD	10	1:38.421	-		RX7	Ma
---	---	----	------------------	-----	----	----------	---	--	-----	----

**PTE**

1	1	41	James Slechta	PTE	10	1:44.091	-	red	300Zx	Nis
---	---	----	---------------	-----	----	----------	---	-----	-------	-----

**Spec Miata**

1	1	22	Steven Bessett	Spec Miata	10	1:39.145	-	BLUE	Miata	Ma
2	2	37	Eric Gebhardt	Spec Miata	10	1:39.461	+0.914	red	spec miata S	ma
3	3	99	Tony Senese	Spec Miata	10	1:40.069	+6.473	black	miata	ma

New Track Record (1:44.356) for GTS2 by Scott Lowery.  
 New Track Record (1:27.011) for Super Touring 2 by Agemiro de Paula.  
 New Track Record (1:33.464) for American Iron by Ray Mohr.  
 Philip Eiseman DQed due to 200lbs underweight.

Margin of Victory	Avg. Speed	Best Lap Tm	Best Spd	Best Lap by
+6.081	65.379	1:24.430	95.937	[32] Andrew Aquilante

Printed: 1/31/2010 1:15:39 PM Licensed to: NASA NE

Chief of Timing & Scoring: Michael Torricelli, Adam Mouradian, Ryan Stone  
 Race Director

Orbits 3  
 www.amb-it.com  
 www.mylaps.com



NASA NE NJMP Thunderbolt Race Oct30-Nov1

Sorted on Laps

Race Group NJMP Thunderbolt 2.250 Miles
Saturday NASA Race 10/31/2009 02:15 PM
Race

Table with columns: Pos, PIC, No. Name, Class, Laps, Best Tm, Diff Color, Model, Ma. Row 1: 4, 4, 14 Dave Deerson, Spec Miata, 10, 1:43.063, +17.706 Red

SpecE30

Table with columns: Pos, PIC, No. Name, Class, Laps, Best Tm, Diff Color, Model, Ma. Rows 1-6: Jonathan Allan, Sean Curran, Matthew Russell, Joshua Hughes, Justin Styles, Robert Ott

Super Touring 1

Table with columns: Pos, PIC, No. Name, Class, Laps, Best Tm, Diff Color, Model, Ma. Rows 1-2: Grzegorz Sobolewski, Ronald Landis

Super Touring 2

Table with columns: Pos, PIC, No. Name, Class, Laps, Best Tm, Diff Color, Model, Ma. Rows 1-4: Devon Gregory, Agemiro de Paula, Anthony DeLuca, Richard Wilson

Super Unlimited

Table with columns: Pos, PIC, No. Name, Class, Laps, Best Tm, Diff Color, Model, Ma. Rows 1-3: Andrew Aquilante, Thomas Statnick, Jon Walton

Summary table with columns: Margin of Victory, Avg. Speed, Best Lap Tm, Best Spd, Best Lap by. Values: +6.081, 65.379, 1:24.430, 95.937, [32] Andrew Aquilante

Printed: 1/31/2010 1:15:39 PM Licensed to: NASA NE

Chief of Timing & Scoring: Michael Torricelli, Adam Mouradian, Ryan Stone
Race Director


Orbits 3
www.amb-it.com
www.mylaps.com

# NASA NE NJMP Thunderbolt Race Oct30-Nov1

Sorted on Best Lap time

Race Group  
 Sunday Race Practice  
 Qualify

NJMP Thunderbolt 2.250 Miles  
 11/1/2009 09:15 AM




Pos	PIC	No.	Name	Class	Best Tm	In Lap	Diff	Color	Make	Model
1	1	27	Devon Gregory	Super Touring 2	1:51.944	8	-	Silver	Subaru	STi
2	2	777	Agemiro de Paula	Super Touring 2	1:52.304	4	+0.360	Black	Subaru	WRX STi
3	3	42	Anthony DeLuca	Super Touring 2	1:53.162	4	+1.218	grey	mitsubishi	EVO-9-mr
4	1	35	Lawrence Canzone	PTD	1:55.246	5	+3.302		Mazda	RX7
5	1	000	Al Galossi	GTS3	1:55.407	8	+3.463	Blue/Orange	BMW	M3
6	2	43	Darren Mingis	PTD	1:55.996	4	+4.052	Blue	Acura	Integra
7	1	16	Thomas Statnick	Super Unlimited	1:56.065	5	+4.121	Blue	Dodge	Charger
8	2	384	Dan Yonker	GTS3	1:57.659	4	+5.715	Green	Porsche	911
9	4	06	Richard Wilson	Super Touring 2	1:58.105	7	+6.161	Orange and	Chevrolet	Corvette
10	1	516	Spencer Anderson	Honda Chal 2	1:58.179	2	+6.235	white	honda	civic
11	3	235	Martin Britos	GTS3	1:58.882	6	+6.938		BMW	M3
12	1	99	Sean Curran	SpecE30	1:59.047	7	+7.103	red	bmw	325is
13	1	37	Eric Gebhardt	Spec Miata	1:59.170	6	+7.226	red	mazda	spec miata
14	1	211	Kurt Hissong	GTS5	1:59.487	2	+7.543	black	BMW	M3
15	2	19	James Hovey	Honda Chal 2	2:00.127	4	+8.183	Red	Honda	Civic Si
16	2	99	Tony Senese	Spec Miata	2:01.017	7	+9.073	black	mazda	miata
17	3	68	Mario Tinis	PTD	2:01.127	5	+9.183			
18	4	340	Robert Turgeon	GTS3	2:01.464	1	+9.520	Blue	Porsche	993 C2
19	3	95	Gary Shenk	Spec Miata	2:01.650	7	+9.706	Black	Mazda	Miata
20	4	41	James Slechta	PTD	2:01.878	7	+9.934	red	Nissan	300Zx
21	1	62	Albert Watson	American Iron	2:01.904	7	+9.960	White	Ford	Mustang
22	4	22	Steven Bessett	Spec Miata	2:02.304	6	+10.360	BLUE	Mazda	Miata

# NASA NE NJMP Thunderbolt Race Oct30-Nov1

Sorted on Best Lap time

Race Group  
 Sunday Race Practice  
 Qualify

NJMP Thunderbolt 2.250 Miles  
 11/1/2009 09:15 AM




Pos	PIC	No. Name	Class	Best Tm	In Lap	Diff	Color	Make	Model
23	2	343 Justin Styles	SpecE30	<b>2:02.581</b>	6	+10.637	gray	BMW	325I
24	3	517 Zephyr Belski	Honda Chal 2	<b>2:03.423</b>	7	+11.479	White	Honda	CRX
25	5	07 Michael Kane	Spec Miata	<b>2:03.522</b>	6	+11.578	blue/silver	mazda	miata
26	3	232 Matthew Russell	SpecE30	<b>2:03.749</b>	7	+11.805	white//bla	BMW	325i
27	4	131 Peter Swarts	Honda Chal 2	<b>2:03.976</b>	1	+12.032	Black	Honda	Prelude
28	5	36 Brian Casella	Honda Chal 2	<b>2:04.189</b>	1	+12.245	White	Acura	Integra
29	5	39 Kurt Omensetter	PTD	<b>2:04.269</b>	7	+12.325	Black	Pontiac	Firebird
30	1	51 Martin Okun	944 Cup	<b>2:04.597</b>	5	+12.653	Black	Porsche	924S
31	6	14 Dave Deerson	Spec Miata	<b>2:04.731</b>	5	+12.787	Red		
32	4	9 Robert Ott	SpecE30	<b>2:10.028</b>	2	+18.084	White	BMW	325is
33	1	061 Michael Gershanok	GTS4	<b>2:20.863</b>	4	+28.919	blue	BMW	M3

# NASA NE NJMP Thunderbolt Race Oct30-Nov1

Sorted on Best Lap time

Race Group  
Sunday Race Qualify  
Qualify

NJMP Thunderbolt 2.250 Miles  
11/1/2009 11:45 AM



Pos	PIC	No.	Name	Class	Best Tm	In Lap	Diff	Color	Make	Model
1	1	42	Anthony DeLuca	Super Touring 2	1:46.426	8	-	grey	mitsubishi	EVO-9-mr
2	2	777	Agemiro de Paula	Super Touring 2	1:47.387	7	+0.961	Black	Subaru	WRX STI
3	3	27	Devon Gregory	Super Touring 2	1:49.265	8	+2.839	Silver	Subaru	STI
4	1	211	Kurt Hissong	GTS5	1:49.510	8	+3.084	black	BMW	M3
5	1	000	Al Galossi	GTS3	1:51.247	6	+4.821	Blue/Orange	BMW	M3
6	4	06	Richard Wilson	Super Touring 2	1:51.344	8	+4.918	Orange an	Chevrolet	Corvette
7	2	340	Robert Turgeon	GTS3	1:51.501	8	+5.075	Blue	Porsche	993 C2
8	1	43	Darren Mingis	PTD	1:51.555	8	+5.129	Blue	Acura	Integra
9	3	152	Matthew Sedacca	GTS3	1:51.676	7	+5.250	Red/White	BMW	E36 325is
10	4	235	Martin Britos	GTS3	1:52.075	8	+5.649		BMW	M3
11	5	384	Dan Yonker	GTS3	1:52.593	8	+6.167	Green	Porsche	911
12	2	35	Lawrence Canzone	PTD	1:53.745	3	+7.319		Mazda	RX7
13	1	87	Jonathan Allan	SpecE30	1:53.923	6	+7.497	Blue/Green	BMW	325is
14	1	37	Eric Gebhardt	Spec Miata	1:54.037	7	+7.611	red	mazda	spec miat
15	6	130	Philip Eiseman	GTS3	1:55.397	5	+8.971	Black/Red/	BMW	325
16	2	99	Sean Curran	SpecE30	1:55.667	6	+9.241	red	bmw	325is
17	1	19	James Hovey	Honda Chal 2	1:56.081	7	+9.655	Red	Honda	Civic Si
18	3	232	Matthew Russell	SpecE30	1:56.196	5	+9.770	white//bla	BMW	325i
19	2	95	Gary Shenk	Spec Miata	1:56.561	7	+10.135	Black	Mazda	Miata
20	3	99	Tony Senese	Spec Miata	1:56.972	5	+10.546	black	mazda	miata
21	4	07	Michael Kane	Spec Miata	1:57.075	7	+10.649	blue/silver	mazda	miata
22	2	517	Zephyr Belski	Honda Chal 2	1:57.080	6	+10.654	White	Honda	CRX

# NASA NE NJMP Thunderbolt Race Oct30-Nov1

Sorted on Best Lap time

Race Group


NJMP Thunderbolt 2.250 Miles

Sunday Race Qualify

11/1/2009 11:45 AM

Qualify

Pos	PIC	No.	Name	Class	Best Tm	In Lap	Diff	Color	Make	Model
23	1	62	Albert Watson	American Iron	1:57.429	7	+11.003	White	Ford	Mustang
24	3	131	Peter Swarts	Honda Chal 2	1:57.447	5	+11.021	Black	Honda	Prelude
25	4	516	Spencer Anderson	Honda Chal 2	1:57.477	1	+11.051	white	honda	civic
26	5	22	Steven Bessett	Spec Miata	1:57.641	2	+11.215	BLUE	Mazda	Miata
27	1	33	Matt Bookler	Super Unlimited	1:57.747	6	+11.321	Black	Honda	Civic
28	6	14	Dave Deerson	Spec Miata	1:58.888	5	+12.462	Red		
29	7	333	John Dunn	GTS3	1:59.240	5	+12.814	white	bmw	e36
30	3	41	James Slechta	PTD	1:59.417	5	+12.991	red	Nissan	300Zx
31	5	36	Brian Casella	Honda Chal 2	1:59.601	6	+13.175	White	Acura	Integra
32	1	68	Mario Tinis	GTS1	2:00.107	6	+13.681	Silver	VW	
33	1	51	Martin Okun	944 Cup	2:00.454	7	+14.028	Black	Porsche	924S
34	2	01	Jon Walton	Super Unlimited	2:00.936	7	+14.510	Red	Lotus	Elise
35	4	9	Robert Ott	SpecE30	2:01.093	7	+14.667	White	BMW	325is
36	5	343	Justin Styles	SpecE30	2:01.225	6	+14.799	gray	BMW	325I
37	4	39	Kurt Omensetter	PTD	2:01.275	3	+14.849	Black	Pontiac	Firebird
38	1	33	Ronald Landis	Super Touring 1	2:02.820	1	+16.394	yellow	chev	corvette
39	8	59	Michael Goulde	GTS3	2:05.002	5	+18.576	Black	BMW	328is
40	1	187	Scott Lowery	GTS2	2:08.101	6	+21.675			
41	1	061	Michael Gershanok	GTS4	2:11.570	1	+25.144	blue	BMW	M3
42	9	127	Jon Vasquez	GTS3	2:19.281	1	+32.855	Maroon	BMW	E36
43	10	96	Kyle Dempsey	GTS3	-.----	0	-	Green	BMW	M3



# NASA NE NJMP Thunderbolt Race Oct30-Nov1

Sorted on Laps


Race Group

NJMP Thunderbolt 2.250 Miles

Sunday NASA Race

11/1/2009 02:15 PM

Race



Pos	PIC	No.	Name	Class	Laps	Best Tm	Diff	Color	Model	Ma
1	1	42	Anthony DeLuca	Super Touring 2	15	1:47.748	-	grey	EVO-9-mr	mi
2	2	27	Devon Gregory	Super Touring 2	15	1:47.480	+0.318	Silver	STi	Su
3	1	000	Al Galossi	GTS3	15	1:51.987	+28.688	Blue/Ora	M3	BM
4	2	384	Dan Yonker	GTS3	15	1:52.637	+35.590	Green	911	Por
5	1	35	Lawrence Canzone	PTD	15	1:53.648	+40.349		RX7	Ma
6	3	340	Robert Turgeon	GTS3	15	1:53.187	+43.210	Blue	993 C2	Por
7	4	235	Martin Britos	GTS3	15	1:53.859	+44.124		M3	BM
8	1	211	Kurt Hissong	GTS5	15	1:49.548	+52.629	black	M3	BM
9	3	06	Richard Wilson	Super Touring 2	15	1:54.645	+59.152	Orange a	Corvette	Ch
10	1	16	Thomas Statnick	Super Unlimited	15	1:52.466	+1:01.956	Blue	Charger	Do
11	1	516	Spencer Anderson	Honda Chal 2	15	1:55.414	+1:02.642	white	civic	ho
12	2	19	James Hovey	Honda Chal 2	15	1:55.497	+1:03.861	Red	Civic Si	Ho
13	1	62	Albert Watson	American Iron	15	1:56.263	+1:06.771	White	Mustang	For
14	1	37	Eric Gebhardt	Spec Miata	15	1:55.789	+1:24.653	red	spec miata	S ma
15	1	99	Sean Curran	SpecE30	15	1:57.819	+1:28.188	red	325is	bm
16	3	36	Brian Casella	Honda Chal 2	15	1:57.896	+1:28.898	White	Integra	Ac
17	4	131	Peter Swarts	Honda Chal 2	15	1:58.348	+1:46.413	Black	Prelude	Ho
18	2	99	Tony Senese	Spec Miata	15	1:59.701	+1:46.988	black	miata	ma
19	2	87	Jonathan Allan	SpecE30	15	1:59.185	+1:47.828	Blue/Gre	325is	BM
20	3	22	Steven Bessett	Spec Miata	15	1:58.193	+1:48.317	BLUE	Miata	Ma
21	1	51	Martin Okun	944 Cup	15	2:00.629	+1:55.686	Black	924S	Por
22	2	41	James Slechta	PTD	15	2:00.404	+2:00.204	red	300Zx	Nis
23	5	333	John Dunn	GTS3	14	1:59.896	1 Lap	white	e36	bm
24	3	232	Matthew Russell	SpecE30	14	1:59.456	+14.301	white//bl	325i	BM
25	3	39	Kurt Omensetter	PTD	14	2:03.073	+15.051	Black	Firebird	Por
26	4	343	Justin Styles	SpecE30	14	2:02.978	+15.415	gray	325I	BM
27	6	59	Michael Goulde	GTS3	14	2:02.850	+24.343	Black	328is	BM
28	5	517	Zephyr Belski	Honda Chal 2	14	1:58.623	+25.584	White	CRX	Ho
29	4	95	Gary Shenk	Spec Miata	14	2:01.548	+29.720	Black	Miata	Ma
30	5	07	Michael Kane	Spec Miata	14	2:00.933	+29.782	blue/silvr	miata	ma
31	5	9	Robert Ott	SpecE30	14	2:04.451	+32.099	White	325is	BM

### Announcements

New Track Record (1:53.907) for PTD by Lawrence Canzone.  
 New Track Record (2:06.860) for ESR by Joe Bianco Jr..

Margin of Victory	Avg. Speed	Best Lap Tm	Best Spd	Best Lap by
+0.318	55.263	1:47.480	75.363	[27] Devon Gregory

Chief of Timing & Scoring: Michael Torricelli, Adam Mouradian, Ryan Stone  
 Race Director

Orbits 3  
[www.amb-it.com](http://www.amb-it.com)  
[www.mylaps.com](http://www.mylaps.com)



**NASA NE NJMP Thunderbolt Race Oct30-Nov1**

**Sorted on Laps**

<b>Race Group</b>	<b>NJMP Thunderbolt 2.250 Miles</b>
<b>Sunday NASA Race</b>	<b>11/1/2009 02:15 PM</b>
<b>Race</b>	

Pos	PIC	No.	Name	Class	Laps	Best Tm	Diff	Color	Model	Ma
32	1	64	Joe Bianco Jr.	ESR	14	2:04.385	+38.435			
33	1	187	Scott Lowery	GTS2	14	2:06.960	+48.694			
34	1	68	Mario Tinis	GTS1	14	2:04.963	+1:07.528	Silver		VW
35	2	33	Matt Bookler	Super Unlimited	14	2:01.670	+1:28.285	Black	Civic	Ho
36	3	01	Jon Walton	Super Unlimited	14	2:14.151	+1:48.217	Red	Elise	Lot
37	6	14	Dave Deerson	Spec Miata	13	2:01.846	2 Laps	Red		
38	2	66	Kyle Dempsey	ESR	13	2:14.716	+41.655			
39	4	43	Darren Mingis	PTD	12	1:54.130	3 Laps	Blue	Integra	Ac
40	1	130	Philip Eiseman	GTS4	12	1:55.182	+33.971	Black/Re	325	BM
41	7	613	Joey G	GTS3	8	2:26.141	7 Laps		911	Por
42	2	061	Michael Gershanok	GTS4	6	2:21.126	9 Laps	blue	M3	BM
43	2	98	Jared Sedacca	GTS5	4	2:02.099	11 Laps	Blue	E36	BM
44	8	152	Matthew Sedacca	GTS3	4	2:02.291	+9.390	Red/Whit	E36 325is	BM
45	4	777	Agemiro de Paula	Super Touring 2	1	1:53.763	14 Laps	Black	WRX STI	Su

**Not classified**

<b>DNS</b>	DNS	33	Ronald Landis	Super Touring 1	0	-.----	-	yellow	corvette	ch
<b>DNS</b>	DNS	127	Jon Vasquez	GTS3	0	-.----	-	Maroon	E36	BM

**Announcements**

New Track Record (1:53.907) for PTD by Lawrence Canzone.  
 New Track Record (2:06.860) for ESR by Joe Bianco Jr..

Margin of Victory	Avg. Speed	Best Lap Tm	Best Spd	Best Lap by
+0.318	55.263	1:47.480	75.363	[27] Devon Gregory

Printed: 1/31/2010 1:16:34 PM Licensed to: NASA NE

Chief of Timing & Scoring: Michael Torricelli, Adam Mouradian, Ryan Stone  
 Race Director

Orbits 3  
 www.amb-it.com  
 www.mylaps.com



**NASA NE NJMP Thunderbolt Race Oct30-Nov1**
**Sorted on Laps**

<b>Race Group</b>	<b>NJMP Thunderbolt 2.250 Miles</b>					
<b>Sunday NASA Race</b>	<b>11/1/2009 02:15 PM</b>					
<b>Race</b>						

Pos	PIC	No.	Name	Class	Laps	Best Tm	Diff	Color	Model	Ma
<b>944 Cup</b>										
1	1	51	Martin Okun	944 Cup	15	2:00.629	-	Black	924S	Por
<b>American Iron</b>										
1	1	62	Albert Watson	American Iron	15	1:56.263	-	White	Mustang	For
<b>ESR</b>										
1	1	64	Joe Bianco Jr.	ESR	14	2:04.385	-			
2	2	66	Kyle Dempsey	ESR	13	2:14.716	1 Lap			
<b>GTS1</b>										
1	1	68	Mario Tinis	GTS1	14	2:04.963	-	Silver		WV
<b>GTS2</b>										
1	1	187	Scott Lowery	GTS2	14	2:06.960	-			
<b>GTS3</b>										
1	1	000	Al Galossi	GTS3	15	1:51.987	-	Blue/Ora	M3	BM
2	2	384	Dan Yonker	GTS3	15	1:52.637	+6.902	Green	911	Por
3	3	340	Robert Turgeon	GTS3	15	1:53.187	+14.522	Blue	993 C2	Por
4	4	235	Martin Britos	GTS3	15	1:53.859	+15.436		M3	BM
5	5	333	John Dunn	GTS3	14	1:59.896	1 Lap	white	e36	bm
6	6	59	Michael Goulde	GTS3	14	2:02.850	+24.343	Black	328is	BM
7	7	613	Joey G	GTS3	8	2:26.141	7 Laps		911	Por
8	8	152	Matthew Sedacca	GTS3	4	2:02.291	11 Laps	Red/Whit	E36 325is	BM
DNS	DNS	127	Jon Vasquez	GTS3	0	-.---	-	Maroon	E36	BM
<b>GTS4</b>										
1	1	130	Philip Eiseman	GTS4	12	1:55.182	-	Black/Re	325	BM
2	2	061	Michael Gershanok	GTS4	6	2:21.126	6 Laps	blue	M3	BM

**Announcements**

New Track Record (1:53.907) for PTD by Lawrence Canzone.  
 New Track Record (2:06.860) for ESR by Joe Bianco Jr..

Margin of Victory	Avg. Speed	Best Lap Tm	Best Spd	Best Lap by
+0.318	55.263	1:47.480	75.363	[27] Devon Gregory

Printed: 1/31/2010 1:16:52 PM Licensed to: NASA NE

**NASA NE NJMP Thunderbolt Race Oct30-Nov1**
**Sorted on Laps**

<b>Race Group</b>	<b>NJMP Thunderbolt 2.250 Miles</b>					
<b>Sunday NASA Race</b>	<b>11/1/2009 02:15 PM</b>					
<b>Race</b>						

Pos	PIC	No.	Name	Class	Laps	Best Tm	Diff	Color	Model	Ma
<b>GTS5</b>										
1	1	211	Kurt Hissong	GTS5	15	1:49.548	-	black	M3	BM
2	2	98	Jared Sedacca	GTS5	4	2:02.099	11 Laps	Blue	E36	BM
<b>Honda Chal 2</b>										
1	1	516	Spencer Anderson	Honda Chal 2	15	1:55.414	-	white	civic	ho
2	2	19	James Hovey	Honda Chal 2	15	1:55.497	+1.219	Red	Civic Si	Ho
3	3	36	Brian Casella	Honda Chal 2	15	1:57.896	+26.256	White	Integra	Ac
4	4	131	Peter Swarts	Honda Chal 2	15	1:58.348	+43.771	Black	Prelude	Ho
5	5	517	Zephyr Belski	Honda Chal 2	14	1:58.623	1 Lap	White	CRX	Ho
<b>PTD</b>										
1	1	35	Lawrence Canzone	PTD	15	1:53.648	-		RX7	Ma
2	2	41	James Slechta	PTD	15	2:00.404	+1:19.855	red	300Zx	Nis
3	3	39	Kurt Omensetter	PTD	14	2:03.073	1 Lap	Black	Firebird	Por
4	4	43	Darren Mingis	PTD	12	1:54.130	3 Laps	Blue	Integra	Ac
<b>Spec Miata</b>										
1	1	37	Eric Gebhardt	Spec Miata	15	1:55.789	-	red	spec miata	S
2	2	99	Tony Senese	Spec Miata	15	1:59.701	+22.335	black	miata	ma
3	3	22	Steven Bessett	Spec Miata	15	1:58.193	+23.664	BLUE	Miata	Ma
4	4	95	Gary Shenk	Spec Miata	14	2:01.548	1 Lap	Black	Miata	Ma
5	5	07	Michael Kane	Spec Miata	14	2:00.933	+0.062	blue/silvr	miata	ma
6	6	14	Dave Deerson	Spec Miata	13	2:01.846	2 Laps	Red		
<b>SpecE30</b>										
1	1	99	Sean Curran	SpecE30	15	1:57.819	-	red	325is	bm
2	2	87	Jonathan Allan	SpecE30	15	1:59.185	+19.640	Blue/Gre	325is	BM
3	3	232	Matthew Russell	SpecE30	14	1:59.456	1 Lap	white//bl	325i	BM
4	4	343	Justin Styles	SpecE30	14	2:02.978	+1.114	gray	325I	BM

**Announcements**

New Track Record (1:53.907) for PTD by Lawrence Canzone.  
 New Track Record (2:06.860) for ESR by Joe Bianco Jr..

Margin of Victory	Avg. Speed	Best Lap Tm	Best Spd	Best Lap by
+0.318	55.263	1:47.480	75.363	[27] Devon Gregory

Printed: 1/31/2010 1:16:52 PM Licensed to: NASA NE

Chief of Timing & Scoring: Michael Torricelli, Adam Mouradian, Ryan Stone  
 Race Director

Orbits 3  
 www.amb-it.com  
 www.mylaps.com

**NASA NE NJMP Thunderbolt Race Oct30-Nov1**

**Sorted on Laps**

<b>Race Group</b>	<b>NJMP Thunderbolt 2.250 Miles</b>						
<b>Sunday NASA Race</b>	<b>11/1/2009 02:15 PM</b>						
<b>Race</b>							

Pos	PIC	No.	Name	Class	Laps	Best Tm	Diff	Color	Model	Ma
5	5	9	Robert Ott	SpecE30	14	2:04.451	+17.798	White	325is	BM

**Super Touring 1**

DNS	DNS	33	Ronald Landis	Super Touring 1	0	-.----	-	yellow	corvette	che
-----	-----	----	---------------	-----------------	---	--------	---	--------	----------	-----

**Super Touring 2**

1	1	42	Anthony DeLuca	Super Touring 2	15	1:47.748	-	grey	EVO-9-mr	mi
2	2	27	Devon Gregory	Super Touring 2	15	1:47.480	+0.318	Silver	STi	Su
3	3	06	Richard Wilson	Super Touring 2	15	1:54.645	+59.152	Orange	Corvette	Ch
4	4	777	Agemiro de Paula	Super Touring 2	1	1:53.763	14 Laps	Black	WRX STI	Su

**Super Unlimited**

1	1	16	Thomas Statnick	Super Unlimited	15	1:52.466	-	Blue	Charger	Do
2	2	33	Matt Bookler	Super Unlimited	14	2:01.670	1 Lap	Black	Civic	Ho
3	3	01	Jon Walton	Super Unlimited	14	2:14.151	+19.932	Red	Elise	Lo

**Announcements**

New Track Record (1:53.907) for PTD by Lawrence Canzone.  
 New Track Record (2:06.860) for ESR by Joe Bianco Jr..

Margin of Victory	Avg. Speed	Best Lap Tm	Best Spd	Best Lap by
+0.318	55.263	1:47.480	75.363	[27] Devon Gregory

Printed: 1/31/2010 1:16:52 PM

Licensed to: NASA NE

Chief of Timing & Scoring: Michael Torricelli, Adam Mouradian, Ryan Stone  
 Race Director

Orbits 3  
 www.amb-it.com  
 www.mylaps.com