


NASA NJMP Lightning Race June 19-21

Sorted on Best Lap time

Friday Open Track
Friday Morning Session
Qualify

NJMP Lightning 1.900 Miles
6/19/2009 09:00 AM



Pos	No.	Name	Class	Best Tm In Lap		Best Spd	Diff	2nd Best	Laps	Avg. Speed	Color	Make	State
1	01	Robert Boucher	Super Unlimited	1:10.604	27	96.878	-	1:11.247	34	20.585	Red	Diasio	CT
2	65	Hank Andre	GTSU	1:11.541	20	95.610	+0.937	1:11.793	25	20.634		Porsche	
3	66	Michael Cohen	Super Unlimited	1:12.096	10	94.874	+1.492	1:12.863	11	12.763	BLUE	PONTIAC	NY
4	38			1:12.563	6	94.263	+1.959	1:14.973	9	6.010	Red	Radical	
5	16	Thomas Statnick	Super Unlimited	1:13.873	14	92.591	+3.269	1:14.365	14	16.263	Blue	Dodge	NY
6	613			1:15.353	19	90.773	+4.749	1:15.848	20	15.815		Porsche	
7	061	Michael Gershanok	GTS4	1:16.057	13	89.933	+5.453	1:16.618	26	17.435	blue	BMW	NJ
8	64	Edward Phillips	GTS3	1:17.592	32	88.153	+6.988	1:17.687	34	25.686	black	BMW	NY
9	42	Anthony DeLuca	Super Touring 2	1:18.167	6	87.505	+7.563	1:18.804	6	8.692	grey	mitsubishi	CT
10	432	Jim Clemens	944 SuperCup	1:18.700	38	86.912	+8.096	1:18.713	49	32.817	Black	Porsche	NY
11	49	David Moore	Super Unlimited	1:19.091	35	86.483	+8.487	1:19.131	37	41.760	Red	Dodge	NJ
12	71	Dick Stockton	HPDE3	1:20.285	12	85.196	+9.681	1:21.121	14	16.598		Triumph	
13	37	Brian Casella	Honda Chal 2	1:20.375	28	85.101	+9.771	1:21.042	37	27.641	White	Acura	NJ
14	52		HPDE3	1:20.777	12	84.678	+10.173	1:21.566	32	21.346	Black	Nissan	
15	38			1:21.509	25	83.917	+10.905	1:21.588	32	31.140	Black	Mazda	
16	45	Gary Savill	944 SuperCup	1:21.843	8	83.575	+11.239	1:22.681	8	7.405	Yellow	Porsche	NJ
17	48	Richard Glickel	944 SuperCup	1:21.901	21	83.515	+11.297	1:22.670	25	15.136	red & or	porsche	NY
18	28	Chris Huston	PTD	1:22.552	39	82.857	+11.948	1:22.753	41	33.879	Black	mazda	NY
19	82			1:22.639	4	82.770	+12.035	1:22.724	8	5.369		Mazda	
20	55	John Schmid	GTS2	1:22.714	24	82.695	+12.110	1:22.787	24	15.992	Black	BMW	NJ
21	37	Jim Bianco Jr	Spec Miata	1:23.321	26	82.092	+12.717	1:23.787	33	27.125	White	Mazda	PA
22	521	Team IAC		1:24.296	2	81.143	+13.692	1:25.224	15	10.042	White	Subaru	
23	400	Lee Palmiter	GTSU	1:26.006	6	79.529	+15.402	1:26.176	13	20.100	Silver	Porsche	NJ
24	651	Entropy Racing	ESR	1:27.005	24	78.616	+16.401	1:27.102	28	24.151			
25	08			1:30.975	5	75.185	+20.371	1:33.909	5	37.808		Mazda	
26	99	Robert Adams	HPDE3	1:34.642	26	72.272	+24.038	1:36.221	29	25.918	black	mazda	NJ
27	51	Martin Okun	944 Cup	2:05.309	2	54.585	+54.705	2:22.455	3	6.463	Black	Porsche	NJ
28	28	Brett Sandberg	Honda Chal 1	2:18.885	1	49.249	+1:08.281	25:48.461	2	4.296	white	Acura	NJ

NASA NJMP Lightning Race June 19-21

Sorted on Best Lap time

Friday Open Track
Friday Afternoon Session
Qualify

NJMP Lightning 1.900 Miles
6/19/2009 01:00 PM


Pos	No.	Name	Class	Best Tm In Lap		Best Spd	Diff	2nd Best	Laps	Avg. Speed	Color	Make	State
1	66	Michael Cohen	Super Unlimited	1:08.011	3	100.572	-	1:09.466	7	9.587	BLUE	PONTIAC	NY
2	38			1:08.548	44	99.784	+0.537	1:08.743	45	18.095	Red	Radical	
3	16	Thomas Statnick	Super Unlimited	1:09.742	13	98.076	+1.731	1:09.952	15	11.325	Blue	Dodge	NY
4	01	Robert Boucher	Super Unlimited	1:10.778	40	96.640	+2.767	1:10.833	54	22.527	Red	Diasio	CT
5	65	Hank Andre	GTSU	1:11.857	7	95.189	+3.846	1:12.256	15	8.206		Porsche	
6	45			1:14.308	21	92.049	+6.297	1:14.359	24	9.664		BMW	
7	613			1:15.056	18	91.132	+7.045	1:15.275	19	21.394		Porsche	
8	061	Michael Gershanok	GTS4	1:16.064	4	89.924	+8.053	1:16.241	45	18.116	blue	BMW	NJ
9	64	Edward Phillips	GTS3	1:16.339	28	89.600	+8.328	1:17.242	34	17.957	black	BMW	NY
10	320	Jason Lane	GTS2	1:16.364	32	89.571	+8.353	1:16.602	42	16.917	White	BMW	NY
11	432	Jim Clemens	944 SuperCup	1:18.794	28	86.809	+10.783	1:19.065	28	15.397	Black	Porsche	NY
12	37	Brian Casella	Honda Chal 2	1:19.089	7	86.485	+11.078	1:19.313	9	6.803	White	Acura	NJ
13	55	John Schmid	GTS2	1:19.649	36	85.877	+11.638	1:19.775	56	23.394	Black	BMW	NJ
14	45	Gary Savil	944 Cup	1:19.713	15	85.808	+11.702	1:19.982	31	12.867	Yellow	Porsche	
15	82			1:20.276	4	85.206	+12.265	1:20.511	19	21.285		Mazda	
16	22	Steven Bessett	Spec Miata	1:20.587	4	84.877	+12.576	1:20.739	15	8.556	BLUE	Mazda	PA
17	38			1:20.733	18	84.724	+12.722	1:20.752	36	18.439	Black	Mazda	
18	52		HPDE3	1:21.105	11	84.335	+13.094	1:21.926	36	16.972	Black	Nissan	
19	28	Chris Huston	PTD	1:21.159	48	84.279	+13.148	1:21.279	56	22.925	Black	mazda	NY
20	49	David Moore	Super Unlimited	1:21.214	8	84.222	+13.203	1:21.294	10	12.256	Red	Dodge	NJ
21	08			1:21.328	5	84.104	+13.317	1:21.497	9	4.632		Mazda	
22	48	Richard Glickel	944 SuperCup	1:21.513	15	83.913	+13.502	1:21.521	26	10.695	red & or.	porsche	NY
23	71	Dick Stockton	HPDE3	1:22.137	3	83.276	+14.126	1:23.150	3	3.924		Triumph	
24	14	Dave Deerson	Spec Miata	1:22.208	9	83.204	+14.197	1:22.394	34	17.486	Red		NJ
25	37	Jim Bianco Jr	Spec Miata	1:22.550	23	82.859	+14.539	1:22.641	53	22.441	White	Mazda	PA
26	651	Entropy Racing	ESR	1:25.903	6	79.625	+17.892	1:26.390	24	16.735			
27	99	Robert Adams	HPDE3	1:31.010	24	75.157	+22.999	1:31.273	31	18.331	black	mazda	NJ
28	521	Team IAC		1:26:31.967	1	0.552	25:23.956	-:--	1	0.494	White	Subaru	

NASA NJMP Lightning Race June 19-21

Sorted on Best Lap time

HPDE/TT Group Saturday
 Saturday Morning HPDE/TT
 Qualify

NJMP Lightning 1.900 Miles
 6/20/2009 08:10 AM




Pos	No.	Name	Class	Best Tm In Lap	Laps	Best Spd	Diff	2nd Best	Laps	Avg. Speed	Color	Make	State
1	45			1:20.223	4	85.262	-	1:23.284	5	42.235		BMW	
2	52		HPDE3	1:22.875	7	82.534	+2.652	1:23.529	9	31.322	Black	Nissan	
3	62	Entropy Racing	ESR	1:24.223	6	81.213	+4.000	1:24.972	7	53.754			
4	651	Entropy Racing	ESR	1:24.378	7	81.064	+4.155	1:25.362	8	61.411			
5	141	Jeremy Jadczyk	HPDE4	1:24.600	11	80.851	+4.377	1:24.807	11	39.164	Army gr	Porsche	DC
6	521	Team IAC		1:26.019	2	79.517	+5.796	1:26.120	6	21.271	White	Subaru	
7	88			1:26.893	3	78.718	+6.670	1:28.546	5	37.856	Red	Chevy	
8	88	Cris Brady	944 Cup	1:30.644	2	75.460	+10.421	3:21.100	2	7.127	black	Porsche	PA
9	29			1:30.985	5	75.177	+10.762	1:34.913	6	14.170	Red	Ford	
10	99	Robert Adams	HPDE3	1:31.354	8	74.874	+11.131	1:32.700	9	31.509	black	mazda	NJ
11	330			1:32.845	8	73.671	+12.622	1:34.957	8	18.316			
12	88	Mike Wilson	Instructor	-.----	0	-	-	-.----	0	-	blue	corvette	NJ
13	88	Joel Wahlsten	HPDE3	-.----	0	-	-	-.----	0	-	Black	Porsche	NJ

NASA NJMP Lightning Race June 19-21

Sorted on Best Lap time

HPDE/TT Group Saturday
 Saturday Late Morning HPDE/TT
 Qualify

NJMP Lightning 1.900 Miles
 6/20/2009 10:10 AM



Pos	No.	Name	Class	Best Tm In Lap		Best Spd	Diff	2nd Best	Laps	Avg. Speed	Color	Make	State
1	27	Devon Gregory	Super Touring 2	1:25.597	6	79.909	-	1:26.673	6	74.497	Silver	Subaru	CT
2	72			1:30.598	10	75.498	+5.001	1:32.342	10	34.534	White	Porsche	
3	14	Dave Deerson	Spec Miata	1:32.912	8	73.618	+7.315	1:34.009	16	52.377	Red		NJ
4	88	Cris Brady	944 Cup	1:36.997	6	70.518	+11.400	1:37.724	7	15.481	black	Porsche	PA
5	521	Team IAC		1:38.315	8	69.572	+12.718	1:40.485	8	25.212	White	Subaru	
6	10		Instructor	1:41.262	2	67.548	+15.665	1:49.502	9	29.385	Silver	Porsche	
7	7x	Chris Allen	Instructor	1:44.990	2	65.149	+19.393	1:46.499	5	46.934	Blue	Honda	
8	141	Jeremy Jadczak	HPDE4	1:46.535	1	64.204	+20.938	1:47.766	3	6.393	Army green	Porsche	DC
9	43	Demetrios Mirissis	GTS4	1:48.632	4	62.965	+23.035	1:48.964	4	61.665	White / black	Porsche	NY
10	07	Michael Kane	Spec Miata	1:49.876	7	62.252	+24.279	1:51.880	7	15.020	blue/silver	mazda	NJ
11	330			2:00.147	7	56.930	+34.550	2:01.763	7	14.861			
12	88	Mike Wilson	PTC	2:20.994	2	48.513	+55.397	2:23.550	2	35.986	Red	Chevy	NJ
13	113	Steve Katz	944 SuperCup	-.---	0	-	-	-.---	0	-	red	Porsche	NY

NASA NJMP Lightning Race June 19-21

Sorted on Best Lap time

HPDE/TT Group Saturday

NJMP Lightning 1.900 Miles

Saturday Afternoon HPDE/TT

6/20/2009 01:00 PM

Qualify

Pos	No.	Name	Class	Best Tm In Lap	Best Spd	Diff	2nd Best	Laps	Avg. Speed	Color	Make	State
1	72	David Mann	944 Cup	1:27.082	78.547	-	1:29.219	8	18.293	Dark Blu	Porsche	VA
2	52		HPDE3	1:35.730	71.451	+8.648	1:36.783	7	15.982	Black	Nissan	
3	53			1:38.760	69.259	+11.678	1:40.739	2	49.884		Dodge	
4	88	Cris Brady	944 Cup	1:39.382	68.825	+12.300	1:39.464	8	18.255	black	Porsche	PA
5	10		Instructor	1:39.625	68.657	+12.543	1:41.043	10	22.616	Silver	Porsche	
6	7x	Chris Allen	Instructor	1:48.702	62.924	+21.620	1:50.928	7	18.124	Blue	Honda	
7	330			1:58.617	57.665	+31.535	1:58.619	9	31.194			

NASA NJMP Lightning Race June 19-21

Sorted on Best Lap time

HPDE/TT Group Saturday

NJMP Lightning 1.900 Miles

Saturday Late Afternoon HPDE/TT

6/20/2009 03:35 PM

Qualify

Pos	No.	Name	Class	Best Tm In Lap		Best Spd	Diff	2nd Best	Laps	Avg. Speed	Color	Make	State
1	53			1:14.071	8	92.344	-	1:14.655	14	20.169		Dodge	
2	72	David Mann	944 Cup	1:20.085	16	85.409	+6.014	1:20.423	16	30.183	Dark Blu	Porsche	VA
3	10		Instructor	1:22.022	15	83.392	+7.951	1:22.207	15	28.184	Silver	Porsche	
4	88	Mike Wilson	PTC	1:22.083	8	83.330	+8.012	1:22.544	9	13.986	Red	Chevy	NJ
5	7x	Chris Allen	Instructor	1:22.274	19	83.137	+8.203	1:23.656	20	30.519	Blue	Honda	
6	52		HPDE3	1:23.792	16	81.631	+9.721	1:24.510	17	30.884	Black	Nissan	
7	88	Cris Brady	944 Cup	1:25.558	14	79.946	+11.487	1:26.695	16	29.640	black	Porsche	PA
8	521	Team IAC		1:25.747	12	79.770	+11.676	1:26.015	25	36.641	White	Subaru	
9	141	Jeremy Jadczyk	HPDE4	1:27.859	8	77.852	+13.788	1:28.076	15	28.097	Army gre	Porsche	DC
10	29			1:28.560	3	77.236	+14.489	1:28.719	7	16.431	Red	Ford	
11	330			1:30.940	8	75.214	+16.869	1:31.521	10	70.258			
12	99	Robert Adams	HPDE3	1:38.552	8	69.405	+24.481	1:39.717	9	19.294	black	mazda	NJ

NASA NJMP Lightning Race June 19-21

Sorted on Best Lap time

HPDE/TT Group Sunday

NJMP Lightning 1.900 Miles

Sunday Morning HPDE/TT

6/21/2009 08:10 AM

Qualify

Pos	No.	Name	Class	Best Tm In Lap	Best Spd	Diff	2nd Best	Laps	Avg. Speed	Color	Make	State
1	53			1:11.528	3	95.627	-	1:12.215	9	69.718	Dodge	
2	45			1:15.582	9	90.498	+4.054	1:16.374	9	72.113	BMW	
3	9	Bob Cornick	Instructor	1:19.822	5	85.691	+8.294	1:20.470	13	28.853	red Dodge	GA
4	7x	Chris Allen	Instructor	1:22.449	5	82.960	+10.921	1:22.638	8	49.108	Blue Honda	
5	29			1:23.304	3	82.109	+11.776	1:23.366	10	34.007	Red Ford	
6	04	Entropy Racing	ESR	1:23.711	3	81.710	+12.183	1:29.678	4	9.088		
7	88	Cris Brady	944 Cup	1:23.896	4	81.530	+12.368	1:24.713	9	18.706	black Porsche	PA
8	88	Mike Wilson	PTC	1:24.047	3	81.383	+12.519	1:25.943	5	35.270	Red Chevy	NJ
9	330			1:29.335	7	76.566	+17.807	1:29.404	9	19.860		
10	105	Raymond Jadczyk	SpecE30	1:53.214	3	60.417	+41.686	1:53.925	3	6.626	blue bmw	PA

NASA NJMP Lightning Race June 19-21

Sorted on Best Lap time

HPDE/TT Group Sunday

NJMP Lightning 1.900 Miles

Sunday Late Morning HPDE/TT

6/21/2009 10:10 AM

Qualify

Pos	No.	Name	Class	Best Tm In Lap	Best Spd	Diff	2nd Best	Laps	Avg. Speed	Color	Make	State	
1	53			1:27.475	3	78.194	-	1:27.729	9	44.741	Dodge		
2	7x	Chris Allen	Instructor	1:32.109	4	74.260	+4.634	1:33.364	4	36.630	Blue	Honda	
3	29			1:34.238	2	72.582	+6.763	1:35.149	4	14.241	Red	Ford	
4	55	Tom Bollettieri	HPDE4	1:34.679	2	72.244	+7.204	1:52.177	2	5.372	Blue	Ford	
5	88	Cris Brady	944 Cup	1:35.351	9	71.735	+7.876	1:35.908	10	27.115	black	Porsche	PA
6	330			1:40.994	2	67.727	+13.519	2:28.510	3	6.507			
7	9	Bob Cornick	Instructor	1:41.642	4	67.295	+14.167	1:41.802	10	21.610	red	Dodge	GA
8	105	Raymond Jadczyk	SpecE30	1:47.229	2	63.789	+19.754	2:29.577	3	6.494	blue	bmw	PA
9	28	Chris Huston	PTD	-.----	0	-	-	-.----	0	-	Black	mazda	NY
10	45	Gary Savill	944 SuperCup	-.----	0	-	-	-.----	0	-	Yellow	Porsche	NJ
11	432	Jim Clemens	944 SuperCup	-.----	0	-	-	-.----	0	-	Black	Porsche	NY
12	113	Steve Katz	944 SuperCup	-.----	0	-	-	-.----	0	-	red	Porsche	NY
13	222	Kenneth Stadt	944 SuperCup	-.----	0	-	-	-.----	0	-	Green	Porsche	NY
14	48	Richard Glickel	944 SuperCup	-.----	0	-	-	-.----	0	-	red & or	porsche	NY

NASA NJMP Lightning Race June 19-21

Sorted on Best Lap time

HPDE/TT Group Sunday

NJMP Lightning 1.900 Miles

Sunday Afternoon HPDE/TT

6/21/2009 01:00 PM

Qualify

Pos	No.	Name	Class	Best Tm In Lap		Best Spd	Diff	2nd Best	Laps	Avg. Speed	Color	Make	State
1	53			1:09.873	10	97.892	-	1:10.442	11	70.974		Dodge	
2	88	Mike Wilson	PTC	1:20.716	4	84.742	+10.843	1:21.770	17	33.401	Red	Chevy	NJ
3	7x	Chris Allen	Instructor	1:21.369	7	84.061	+11.496	1:21.738	19	62.574	Blue	Honda	
4	29			1:23.397	6	82.017	+13.524	1:25.434	16	31.415	Red	Ford	
5	55	Tom Bollettieri	HPDE4	1:26.431	6	79.138	+16.558	1:27.225	8	26.440	Blue	Ford	
6	9	Bob Cornick	Instructor	1:26.730	1	78.865	+16.857	1:29.300	4	15.974	red	Dodge	GA
7	105	Raymond Jadczyk	SpecE30	1:28.634	8	77.171	+18.761	1:29.964	8	26.641	blue	bmw	PA
8	330			1:32.239	1	74.155	+22.366	1:32.598	8	26.241			
9	04	Entropy Racing	Spec Miata	2:12.551	1	51.603	+1:02.678	-.---	1	2.894			

NASA NJMP Lightning Race June 19-21

Sorted on Best Lap time

HPDE/TT Group Sunday

NJMP Lightning 1.900 Miles

Sunday Late Afternoon HPDE/TT

6/21/2009 03:35 PM

Qualify

Pos	No.	Name	Class	Best Tm In Lap	Best Spd	Diff	2nd Best	Laps	Avg. Speed	Color	Make	State	
1	53			1:09.978	12	97.745	-	1:10.209	16	20.679	Dodge		
2	9	Bob Cornick	Instructor	1:14.919	20	91.299	+4.941	1:15.810	27	43.684	red	Dodge	GA
3	88	Mike Wilson	PTC	1:19.133	13	86.437	+9.155	1:19.731	16	29.526	Red	Chevy	NJ
4	29			1:19.658	8	85.867	+9.680	1:19.734	13	20.761	Red	Ford	
5	7x	Chris Allen	Instructor	1:20.400	8	85.075	+10.422	1:20.420	9	11.745	Blue	Honda	
6	521	Team IAC		1:23.579	9	81.839	+13.601	1:24.108	21	27.197	White	Subaru	
7	88	Cris Brady	944 Cup	1:25.211	23	80.271	+15.233	1:25.234	26	41.616	black	Porsche	PA
8	330			1:25.782	12	79.737	+15.804	1:26.485	13	56.285			
9	105	Raymond Jadczyk	SpecE30	1:26.645	13	78.943	+16.667	1:26.727	13	55.871	blue	bmw	PA

NASA NJMP Lightning Race June 19-21

Friday Open Track

NJMP Lightning 1.900 Miles

Friday Morning Session

6/19/2009 09:00 AM

Qualify

Lap	Lap Tm	Diff	Time of Day
22	1:24.294	+0.973	11:08:27.412
23	1:24.796	+1.475	11:09:52.208
24	1:23.787	+0.466	11:11:15.995
25	1:24.016	+0.695	11:12:40.011
26	1:23.321	-	11:14:03.332
27	1:25.034	+1.713	11:15:28.366
28	1:28.690	+5.369	11:16:57.056
29	1:26.408	+3.087	11:18:23.464
30	1:24.826	+1.505	11:19:48.290
31	1:25.098	+1.777	11:21:13.388
32	1:25.525	+2.204	11:22:38.913
33	1:24.716	+1.395	11:24:03.629

(521) Team IAC

1	1:38.311	+14.015	11:27:30.077
2	1:24.296	-	11:28:54.373
3	1:25.224	+0.928	11:30:19.597
p4	4:09.720	+2:45.424	11:34:29.317
5	1:38.172	+13.876	11:36:07.489
6	1:29.686	+5.390	11:37:37.175
p7	1:52.320	+28.024	11:39:29.495
8	5:43.310	+4:19.014	11:45:12.805
9	1:27.908	+3.612	11:46:40.713
10	1:27.987	+3.691	11:48:08.700
11	1:29.773	+5.477	11:49:38.473
12	1:30.116	+5.820	11:51:08.589
13	1:30.750	+6.454	11:52:39.339
14	1:29.286	+4.990	11:54:08.625
15	1:30.981	+6.685	11:55:39.606

(400) Lee Palmiter

p1	8:19.342	+6:53.336	9:38:42.408
p2	7.872	-1:18.134	9:38:50.280
3	1:51.771	+25.765	9:40:42.051
4	1:30.255	+4.249	9:42:12.306
5	1:26.176	+0.170	9:43:38.482
6	1:26.006	-	9:45:04.488
7	1:26.269	+0.263	9:46:30.757
8	1:38.522	+12.516	9:48:09.279
9	1:36.860	+10.854	9:49:46.139
10	1:38.078	+12.072	9:51:24.217
11	1:36.094	+10.088	9:53:00.311
12	1:33.888	+7.882	9:54:34.199
p13	24:31.828	+23:05.822	10:19:06.027

(651) Entropy Racing

1	1:51.467	+24.462	9:13:04.072
2	1:46.531	+19.526	9:14:50.603
3	1:43.666	+16.661	9:16:34.269
p4	42:40.384	+41:13.379	9:59:14.653
5	1:51.596	+24.591	10:01:06.249
p6	2:05.147	+38.142	10:03:11.396
p7	4:29.876	+3:02.871	10:07:41.272
p8	2:24.947	+57.942	10:10:06.219
9	2:06.850	+39.845	10:12:13.069
10	8:18.641	+6:51.636	10:20:31.710
11	1:31.204	+4.199	10:22:02.914
12	1:29.733	+2.728	10:23:32.647
13	1:29.192	+2.187	10:25:01.839
p14	31:28.721	+30:01.716	10:56:30.560
15	1:54.881	+27.876	10:58:25.441

Lap	Lap Tm	Diff	Time of Day
16	1:27.742	+0.737	10:59:53.183
17	1:28.578	+1.573	11:01:21.761
18	1:28.499	+1.494	11:02:50.260
19	1:30.350	+3.345	11:04:20.610
20	1:27.500	+0.495	11:05:48.110
21	1:27.246	+0.241	11:07:15.356
22	1:28.642	+1.637	11:08:43.998
23	1:28.183	+1.178	11:10:12.181
24	1:27.005	-	11:11:39.186
25	1:27.102	+0.097	11:13:06.288
26	1:28.510	+1.505	11:14:34.798
27	1:28.878	+1.873	11:16:03.676
28	1:28.597	+1.592	11:17:32.273

(08)

1	2:08.309	+37.334	9:13:48.257
2	1:52.472	+21.497	9:15:40.729
3	1:41.160	+10.185	9:17:21.889
4	1:33.909	+2.934	9:18:55.798
5	1:30.975	-	9:20:26.773

(99) Robert Adams

1	2:04.972	+30.330	9:08:09.741
2	1:52.703	+18.061	9:10:02.444
3	1:49.725	+15.083	9:11:52.169
4	1:57.308	+22.666	9:13:49.477
p5	3:49.836	+2:15.194	9:17:39.313
6	1:58.814	+24.172	9:19:38.127
7	1:43.875	+9.233	9:21:22.002
p8	9:21.223	+7:46.581	9:30:43.225
9	8:48.537	+7:13.895	9:39:31.762
10	1:43.376	+8.734	9:41:15.138
11	1:40.354	+5.712	9:42:55.492
12	1:40.884	+6.242	9:44:36.376
13	1:43.577	+8.935	9:46:19.953
14	1:40.032	+5.390	9:47:59.985
15	1:38.301	+3.659	9:49:38.286
16	1:38.572	+3.930	9:51:16.858
p17	1:01:30.337	+59:55.695	10:52:47.195
18	1:50.898	+16.256	10:54:38.093
19	1:46.194	+11.552	10:56:24.287
20	1:40.252	+5.610	10:58:04.539
21	1:42.167	+7.525	10:59:46.706
22	1:44.161	+9.519	11:01:30.867
23	1:40.617	+5.975	11:03:11.484
24	1:36.963	+2.321	11:04:48.447
25	1:37.988	+3.346	11:06:26.435
26	1:34.642	-	11:08:01.077
27	1:36.221	+1.579	11:09:37.298
28	1:39.679	+5.037	11:11:16.977
29	1:38.668	+4.026	11:12:55.645

(51) Martin Okun

p1	2:22.455	+17.146	9:18:00.474
2	2:05.309	-	9:20:05.783
p3	38:11.573	+36:06.264	9:58:17.356

(28) Brett Sandberg

p1	2:18.885	-	9:32:37.922
p2	25:48.461	+23:29.576	9:58:26.383

NASA NJMP Lightning Race June 19-21

Friday Open Track

NJMP Lightning 1.900 Miles

Friday Afternoon Session

6/19/2009 01:00 PM

Qualify

Lap	Lap Tm	Diff	Time of Day
p15	6:06.180	+4:43.630	13:54:46.872
16	1:34.868	+12.318	13:56:21.740
p17	33:35.910	+32:13.360	14:29:57.650
18	4:28.910	+3:06.360	14:34:26.560
19	1:27.187	+4.637	14:35:53.747
20	1:23.801	+1.251	14:37:17.548
21	1:23.266	+0.716	14:38:40.814
22	1:23.383	+0.833	14:40:04.197
23	1:22.550	-	14:41:26.747
24	1:23.277	+0.727	14:42:50.024
25	1:23.665	+1.115	14:44:13.689
26	1:24.363	+1.813	14:45:38.052
27	1:23.946	+1.396	14:47:01.998
p28	1:44.932	+22.382	14:48:46.930
29	5:40.376	+4:17.826	14:54:27.306
p30	41:22.961	+40:00.411	15:35:50.267
31	4:30.258	+3:07.708	15:40:20.525
32	1:24.622	+2.072	15:41:45.147
33	1:24.243	+1.693	15:43:09.390
34	1:24.768	+2.218	15:44:34.158
35	1:24.491	+1.941	15:45:58.649
36	1:24.209	+1.659	15:47:22.858
37	1:23.997	+1.447	15:48:46.855
p38	5:16.250	+3:53.700	15:54:03.105
39	1:33.601	+11.051	15:55:36.706
p40	6:47.120	+5:24.570	16:02:23.826
41	7:26.833	+6:04.283	16:09:50.659
42	1:24.281	+1.731	16:11:14.940
p43	2:55.118	+1:32.568	16:14:10.058
44	2:43.795	+1:21.245	16:16:53.853
45	1:23.792	+1.242	16:18:17.645
46	1:23.301	+0.751	16:19:40.946
47	1:22.758	+0.208	16:21:03.704
48	1:22.641	+0.091	16:22:26.345
p49	13:27.106	+12:04.556	16:35:53.451
50	1:40.869	+18.319	16:37:34.320
51	1:22.742	+0.192	16:38:57.062
52	1:24.936	+2.386	16:40:21.998
53	2:46.860	+1:24.310	16:43:08.858

(651) Entropy Racing

1	2:28.251	+1:02.348	13:30:14.677
2	1:29.601	+3.698	13:31:44.278
3	1:28.010	+2.107	13:33:12.288
4	1:28.930	+3.027	13:34:41.218
5	1:26.901	+0.998	13:36:08.119
6	1:25.903	-	13:37:34.022
7	1:29.795	+3.892	13:39:03.817
8	1:26.390	+0.487	13:40:30.207
9	1:27.509	+1.606	13:41:57.716
p10	31:18.167	+29:52.264	14:13:15.883
p11	16:10.335	+14:44.432	14:29:26.218
12	4:59.852	+3:33.949	14:34:26.070
13	1:28.570	+2.667	14:35:54.640
14	1:26.914	+1.011	14:37:21.554
15	1:27.642	+1.739	14:38:49.196
16	1:28.547	+2.644	14:40:17.743
17	1:28.957	+3.054	14:41:46.700
18	1:28.940	+3.037	14:43:15.640
19	1:30.612	+4.709	14:44:46.252
20	1:30.952	+5.049	14:46:17.204

Lap	Lap Tm	Diff	Time of Day
p21	1:41.932	+16.029	14:47:59.136
22	6:28.621	+5:02.718	14:54:27.757
23	1:28.678	+2.775	14:55:56.435
24	1:27.454	+1.551	14:57:23.889

(99) Robert Adams

1	2:13.017	+42.007	13:02:44.792
2	1:45.880	+14.870	13:04:30.672
3	1:43.372	+12.362	13:06:14.044
4	1:43.775	+12.765	13:07:57.819
5	1:42.530	+11.520	13:09:40.349
6	1:50.619	+19.609	13:11:30.968
7	1:38.137	+7.127	13:13:09.105
8	1:39.213	+8.203	13:14:48.318
9	1:39.755	+8.745	13:16:28.073
10	1:39.484	+8.474	13:18:07.557
11	1:41.613	+10.603	13:19:49.170
12	1:39.220	+8.210	13:21:28.390
13	1:37.321	+6.311	13:23:05.711
14	1:43.865	+12.855	13:24:49.576
15	1:36.534	+5.524	13:26:26.110
p16	1:36:30.195	:1:34:59.185	15:02:56.305
17	1:44.164	+13.154	15:04:40.469
18	1:35.217	+4.207	15:06:15.686
19	1:34.532	+3.522	15:07:50.218
20	1:38.609	+7.599	15:09:28.827
21	1:34.192	+3.182	15:11:03.019
22	1:32.507	+1.497	15:12:35.526
23	1:34.240	+3.230	15:14:09.766
24	1:31.010	-	15:15:40.776
25	1:31.273	+0.263	15:17:12.049
26	1:32.577	+1.567	15:18:44.626
27	1:35.396	+4.386	15:20:20.022
28	1:33.320	+2.310	15:21:53.342
29	1:35.238	+4.228	15:23:28.580
30	1:39.397	+8.387	15:25:07.977
31	1:33.681	+2.671	15:26:41.658

(521) Team IAC

p1	3:26:31.967	-	16:04:35.349
----	--------------------	---	--------------

NASA NJMP Lightning Race June 19-21

HPDE/TT Group Saturday

NJMP Lightning 1.900 Miles

Saturday Morning HPDE/TT

6/20/2009 08:10 AM

Qualify

Lap	Lap Tm	Diff	Time of Day
(45)			
1	2:10.866	+50.643	8:25:24.004
2	1:27.009	+6.786	8:26:51.013
3	1:24.100	+3.877	8:28:15.113
4	1:20.223	-	8:29:35.336
5	1:23.284	+3.061	8:30:58.620

Lap	Lap Tm	Diff	Time of Day
(52)			
1	2:10.065	+47.190	8:37:28.149
2	1:29.643	+6.768	8:38:57.792
3	2:50.629	+1:27.754	8:41:48.421
4	1:24.593	+1.718	8:43:13.014
5	1:23.566	+0.691	8:44:36.580
6	1:23.952	+1.077	8:46:00.532
7	1:22.875	-	8:47:23.407
8	1:23.529	+0.654	8:48:46.936
9	1:27.322	+4.447	8:50:14.258

Lap	Lap Tm	Diff	Time of Day
(62) Entropy Racing			
1	1:26.558	+2.335	8:23:38.029
2	1:30.454	+6.231	8:25:08.483
3	1:29.422	+5.199	8:26:37.905
4	1:24.972	+0.749	8:28:02.877
5	1:25.040	+0.817	8:29:27.917
6	1:24.223	-	8:30:52.140
7	1:27.454	+3.231	8:32:19.594

Lap	Lap Tm	Diff	Time of Day
(651) Entropy Racing			
1	4:43.017	+3:18.639	8:22:11.886
2	1:26.575	+2.197	8:23:38.461
3	1:30.260	+5.882	8:25:08.721
4	1:28.807	+4.429	8:26:37.528
5	1:25.362	+0.984	8:28:02.890
6	1:25.722	+1.344	8:29:28.612
7	1:24.378	-	8:30:52.990
8	1:26.921	+2.543	8:32:19.911

Lap	Lap Tm	Diff	Time of Day
(141) Jeremy Jadczyk			
1	1:40.816	+16.216	8:33:10.475
p2	3:10.764	+1:46.164	8:36:21.239
3	1:31.576	+6.976	8:37:52.815
4	1:30.181	+5.581	8:39:22.996
5	1:26.056	+1.456	8:40:49.052
6	1:26.249	+1.649	8:42:15.301
7	1:31.302	+6.702	8:43:46.603
8	1:29.168	+4.568	8:45:15.771
9	1:24.829	+0.229	8:46:40.600
10	1:24.807	+0.207	8:48:05.407
11	1:24.600	-	8:49:30.007

Lap	Lap Tm	Diff	Time of Day
(521) Team IAC			
1	1:45.354	+19.335	8:42:24.117
2	1:26.019	-	8:43:50.136
3	1:29.042	+3.023	8:45:19.178
4	1:26.782	+0.763	8:46:45.960
5	1:26.189	+0.170	8:48:12.149
6	1:26.120	+0.101	8:49:38.269

Lap	Lap Tm	Diff	Time of Day
(88)			
1	1:49.477	+22.584	8:26:38.469

Lap	Lap Tm	Diff	Time of Day
2	1:29.409	+2.516	8:28:07.878
3	1:26.893	-	8:29:34.771
4	1:28.546	+1.653	8:31:03.317
5	1:28.986	+2.093	8:32:32.303

Lap	Lap Tm	Diff	Time of Day
(88) Cris Brady			
1	3:21.100	+1:50.456	8:47:57.781
2	1:30.644	-	8:49:28.425

Lap	Lap Tm	Diff	Time of Day
(29)			
1	1:47.781	+16.796	8:56:50.220
2	1:34.913	+3.928	8:58:25.133
3	1:44.115	+13.130	9:00:09.248
4	1:46.657	+15.672	9:01:55.905
5	1:30.985	-	9:03:26.890
p6	2:18.165	+47.180	9:05:45.055

Lap	Lap Tm	Diff	Time of Day
(99) Robert Adams			
1	2:19.671	+48.317	8:37:27.591
2	1:36.879	+5.525	8:39:04.470
3	1:32.700	+1.346	8:40:37.170
4	1:33.316	+1.962	8:42:10.486
5	1:34.205	+2.851	8:43:44.691
6	1:37.641	+6.287	8:45:22.332
7	1:35.389	+4.035	8:46:57.721
8	1:31.354	-	8:48:29.075
9	1:33.549	+2.195	8:50:02.624

Lap	Lap Tm	Diff	Time of Day
(330)			
1	2:18.096	+45.251	8:55:00.983
2	1:46.015	+13.170	8:56:46.998
3	1:37.608	+4.763	8:58:24.606
4	1:43.383	+10.538	9:00:07.989
p5	1:53.635	+20.790	9:02:01.624
6	2:07.047	+34.202	9:04:08.671
7	1:34.957	+2.112	9:05:43.628
8	1:32.845	-	9:07:16.473

NASA NJMP Lightning Race June 19-21

HPDE/TT Group Saturday

NJMP Lightning 1.900 Miles

Saturday Late Morning HPDE/TT

6/20/2009 10:10 AM

Qualify

Lap	Lap Tm	Diff	Time of Day
(27) Devon Gregory			
1	1:31.183	+5.586	10:14:27.798
2	1:27.867	+2.270	10:15:55.665
3	1:26.673	+1.076	10:17:22.338
4	1:37.982	+12.385	10:19:00.320
5	1:38.614	+13.017	10:20:38.934
6	1:25.597	-	10:22:04.531

(72)			
1	4:17.971	+2:47.373	10:31:37.041
2	1:36.322	+5.724	10:33:13.363
3	1:34.551	+3.953	10:34:47.914
4	1:32.342	+1.744	10:36:20.256
5	1:34.296	+3.698	10:37:54.552
6	1:40.380	+9.782	10:39:34.932
7	1:37.300	+6.702	10:41:12.232
8	1:38.831	+8.233	10:42:51.063
9	1:32.617	+2.019	10:44:23.680
10	1:30.598	-	10:45:54.278

(14) Dave Deerson			
1	1:39.211	+6.299	10:14:32.846
2	1:39.390	+6.478	10:16:12.236
3	1:38.817	+5.905	10:17:51.053
4	1:35.104	+2.192	10:19:26.157
5	1:39.695	+6.783	10:21:05.852
6	1:34.476	+1.564	10:22:40.328
7	1:34.009	+1.097	10:24:14.337
8	1:32.912	-	10:25:47.249
p9	9:56.699	+8:23.787	10:35:43.948
10	2:01.742	+28.830	10:37:45.690
11	1:41.973	+9.061	10:39:27.663
12	1:36.713	+3.801	10:41:04.376
13	1:45.146	+12.234	10:42:49.522
14	1:37.509	+4.597	10:44:27.031
15	1:36.672	+3.760	10:46:03.703
16	1:39.393	+6.481	10:47:43.096

(88) Cris Brady			
1	2:01.228	+24.231	10:17:04.800
2	1:53.847	+16.850	10:18:58.647
3	1:48.098	+11.101	10:20:46.745
4	1:38.791	+1.794	10:22:25.536
5	1:37.724	+0.727	10:24:03.260
6	1:36.997	-	10:25:40.257
p7	38:46.186	+37:09.189	11:04:26.443

(521) Team IAC			
1	2:00.987	+22.672	10:37:03.525
2	1:46.057	+7.742	10:38:49.582
3	1:46.444	+8.129	10:40:36.026
4	1:46.080	+7.765	10:42:22.106
5	1:40.485	+2.170	10:44:02.591
6	1:41.819	+3.504	10:45:44.410
7	1:41.323	+3.008	10:47:25.733
8	1:38.315	-	10:49:04.048

(10)			
1	2:11.707	+30.445	10:22:42.462
2	1:41.262	-	10:24:23.724

Lap	Lap Tm	Diff	Time of Day
p3	11:43.125	+10:01.863	10:36:06.849
4	2:15.263	+34.001	10:38:22.112
5	1:51.660	+10.398	10:40:13.772
6	1:53.179	+11.917	10:42:06.951
7	1:57.065	+15.803	10:44:04.016
8	1:49.502	+8.240	10:45:53.518
9	1:55.072	+13.810	10:47:48.590

(7x) Chris Allen			
1	2:09.614	+24.624	10:17:51.389
2	1:44.990	-	10:19:36.379
3	1:50.593	+5.603	10:21:26.972
4	1:46.499	+1.509	10:23:13.471
5	1:48.844	+3.854	10:25:02.315

(141) Jeremy Jadczyk			
1	1:46.535	-	10:32:16.722
2	1:47.766	+1.231	10:34:04.488
p3	32:18.877	+30:32.342	11:06:23.365

(43) Demetrios Mirassis			
1	1:51.201	+2.569	10:14:49.304
2	1:50.425	+1.793	10:16:39.729
3	1:48.964	+0.332	10:18:28.693
4	1:48.632	-	10:20:17.325

(07) Michael Kane			
1	2:19.147	+29.271	10:54:25.181
2	1:53.315	+3.439	10:56:18.496
3	2:03.405	+13.529	10:58:21.901
4	2:01.844	+11.968	11:00:23.745
5	1:51.880	+2.004	11:02:15.625
6	1:55.916	+6.040	11:04:11.541
7	1:49.876	-	11:06:01.417

(330)			
1	2:16.231	+16.084	10:54:01.599
2	2:10.351	+10.204	10:56:11.950
3	2:11.410	+11.263	10:58:23.360
4	2:06.235	+6.088	11:00:29.595
5	2:01.763	+1.616	11:02:31.358
6	2:03.950	+3.803	11:04:35.308
7	2:00.147	-	11:06:35.455

(88) Mike Wilson			
1	2:23.550	+2.556	10:16:52.786
2	2:20.994	-	10:19:13.780

NASA NJMP Lightning Race June 19-21

HPDE/TT Group Saturday

NJMP Lightning 1.900 Miles

Saturday Afternoon HPDE/TT

6/20/2009 01:00 PM

Qualify

Lap	Lap Tm	Diff	Time of Day
(72) David Mann			
1	1:37.621	+10.539	14:25:38.747
2	1:34.161	+7.079	14:27:12.908
3	1:33.357	+6.275	14:28:46.265
4	1:34.659	+7.577	14:30:20.924
5	1:29.219	+2.137	14:31:50.143
6	1:32.490	+5.408	14:33:22.633
7	1:27.082	-	14:34:49.715
8	1:33.865	+6.783	14:36:23.580

(52)			
1	1:43.093	+7.363	14:26:02.563
2	1:38.499	+2.769	14:27:41.062
3	1:36.783	+1.053	14:29:17.845
4	1:35.730	-	14:30:53.575
5	1:37.624	+1.894	14:32:31.199
p6	1:59.518	+23.788	14:34:30.717
7	1:57.382	+21.652	14:36:28.099

(53)			
1	1:40.739	+1.979	13:07:45.109
2	1:38.760	-	13:09:23.869

(88) Cris Brady			
1	45:25.404	+43:46.022	14:24:42.669
2	1:46.201	+6.819	14:26:28.870
3	1:40.955	+1.573	14:28:09.825
4	1:40.802	+1.420	14:29:50.627
5	1:40.631	+1.249	14:31:31.258
6	1:39.382	-	14:33:10.640
7	1:39.755	+0.373	14:34:50.395
8	1:39.464	+0.082	14:36:29.859

(10)			
1	1:41.043	+1.418	13:06:53.947
2	1:39.625	-	13:08:33.572
3	1:16:02.438	-1:14:22.813	14:24:36.010
4	1:54.825	+15.200	14:26:30.835
5	1:49.136	+9.511	14:28:19.971
6	1:43.455	+3.830	14:30:03.426
7	1:42.050	+2.425	14:31:45.476
8	1:45.258	+5.633	14:33:30.734
9	1:42.274	+2.649	14:35:13.008
10	1:43.630	+4.005	14:36:56.638

(7x) Chris Allen			
1	2:10.805	+22.103	13:09:55.925
2	2:00.114	+11.412	13:11:56.039
3	1:58.024	+9.322	13:13:54.063
4	1:11:01.446	-1:09:12.744	14:24:55.509
5	1:58.990	+10.288	14:26:54.499
6	1:50.928	+2.226	14:28:45.427
7	1:48.702	-	14:30:34.129

(330)			
1	5:29.011	+3:30.394	13:21:36.319
2	1:59.625	+1.008	13:23:35.944
3	2:03.492	+4.875	13:25:39.436
4	1:58.619	+0.002	13:27:38.055
5	2:04.500	+5.883	13:29:42.555

Lap	Lap Tm	Diff	Time of Day
6	2:03.110	+4.493	13:31:45.665
7	1:59.448	+0.831	13:33:45.113
8	1:59.378	+0.761	13:35:44.491
9	1:58.617	-	13:37:43.108

Lap	Lap Tm	Diff	Time of Day
-----	--------	------	-------------



NASA NJMP Lightning Race June 19-21

HPDE/TT Group Saturday

NJMP Lightning 1.900 Miles

Saturday Late Afternoon HPDE/TT

6/20/2009 03:35 PM

Qualify

Lap	Lap Tm	Diff	Time of Day
8	1:30.940	-	15:44:36.303
9	1:31.521	+0.581	15:46:07.824
10	1:33.531	+2.591	15:47:41.355

(99) Robert Adams

Lap	Lap Tm	Diff	Time of Day
1	7:42.256	+6:03.704	16:11:10.236
2	1:43.896	+5.344	16:12:54.132
3	1:42.030	+3.478	16:14:36.162
4	1:39.717	+1.165	16:16:15.879
5	1:40.737	+2.185	16:17:56.616
6	1:40.527	+1.975	16:19:37.143
7	1:41.945	+3.393	16:21:19.088
8	1:38.552	-	16:22:57.640
9	1:40.755	+2.203	16:24:38.395

Lap	Lap Tm	Diff	Time of Day
-----	--------	------	-------------

Lap	Lap Tm	Diff	Time of Day
-----	--------	------	-------------

NASA NJMP Lightning Race June 19-21

HPDE/TT Group Sunday

NJMP Lightning 1.900 Miles

Sunday Morning HPDE/TT

6/21/2009 08:10 AM

Qualify

Lap	Lap Tm	Diff	Time of Day
(53)			
1	1:30.691	+19.163	8:19:24.362
2	1:13.242	+1.714	8:20:37.604
3	1:11.528	-	8:21:49.132
4	1:13.043	+1.515	8:23:02.175
5	1:12.859	+1.331	8:24:15.034
6	1:13.864	+2.336	8:25:28.898
7	1:12.215	+0.687	8:26:41.113
8	1:12.544	+1.016	8:27:53.657
9	1:16.665	+5.137	8:29:10.322
(45)			
1	3:00.314	+1:44.732	8:18:02.694
2	1:33.013	+17.431	8:19:35.707
3	1:21.379	+5.797	8:20:57.086
4	1:16.945	+1.363	8:22:14.031
5	1:16.374	+0.792	8:23:30.405
6	1:18.626	+3.044	8:24:49.031
7	1:19.769	+4.187	8:26:08.800
8	1:16.617	+1.035	8:27:25.417
9	1:15.582	-	8:28:40.999
(9) Bob Cornick			
1	8:44.723	+7:24.901	8:34:45.263
2	1:35.418	+15.596	8:36:20.681
3	1:23.351	+3.529	8:37:44.032
4	1:23.210	+3.388	8:39:07.242
5	1:19.822	-	8:40:27.064
6	1:20.470	+0.648	8:41:47.534
7	1:27.084	+7.262	8:43:14.618
8	1:31.585	+11.763	8:44:46.203
p9	1:55.142	+35.320	8:46:41.345
p10	1:36.452	+10:16.630	8:58:17.797
11	4:01.543	+2:41.721	9:02:19.340
12	1:42.757	+22.935	9:04:02.097
13	1:47.041	+27.219	9:05:49.138
(7x) Chris Allen			
1	1:48.649	+26.200	8:22:31.230
2	1:24.325	+1.876	8:23:55.555
3	1:23.383	+0.934	8:25:18.938
4	1:23.137	+0.688	8:26:42.075
5	1:22.449	-	8:28:04.524
6	1:24.082	+1.633	8:29:28.606
7	1:22.638	+0.189	8:30:51.244
p8	2:10.369	+47.920	8:33:01.613
(29)			
1	8:45.256	+7:21.952	8:34:44.521
2	1:35.556	+12.252	8:36:20.077
3	1:23.304	-	8:37:43.381
4	1:24.351	+1.047	8:39:07.732
5	1:23.366	+0.062	8:40:31.098
6	1:23.689	+0.385	8:41:54.787
7	1:24.718	+1.414	8:43:19.505
8	1:29.066	+5.762	8:44:48.571
9	1:34.812	+11.508	8:46:23.383
10	1:35.318	+12.014	8:47:58.701
(04) Entropy Racing			

Lap	Lap Tm	Diff	Time of Day
1	1:49.532	+25.821	8:24:51.435
2	1:29.678	+5.967	8:26:21.113
3	1:23.711	-	8:27:44.824
p4	36:53.123	+35:29.412	9:04:37.947
(88) Cris Brady			
1	1:43.479	+19.583	8:36:07.286
2	1:26.050	+2.154	8:37:33.336
3	1:24.805	+0.909	8:38:58.141
4	1:23.896	-	8:40:22.037
5	1:24.713	+0.817	8:41:46.750
6	1:28.468	+4.572	8:43:15.218
7	1:32.247	+8.351	8:44:47.465
8	1:36.569	+12.673	8:46:24.034
p9	22:54.144	+21:30.248	9:09:18.178
(88) Mike Wilson			
1	1:54.795	+30.748	8:24:49.847
2	1:28.272	+4.225	8:26:18.119
3	1:24.047	-	8:27:42.166
4	1:28.886	+4.839	8:29:11.052
5	1:25.943	+1.896	8:30:36.995
(330)			
1	5:17.589	+3:48.254	8:53:33.028
2	1:50.945	+21.610	8:55:23.973
3	1:33.834	+4.499	8:56:57.807
4	1:31.145	+1.810	8:58:28.952
5	1:29.732	+0.397	8:59:58.684
6	1:29.404	+0.069	9:01:28.088
7	1:29.335	-	9:02:57.423
8	1:36.862	+7.527	9:04:34.285
9	1:32.816	+3.481	9:06:07.101
(105) Raymond Jadczyk			
1	2:16.422	+23.208	9:02:16.900
2	1:53.925	+0.711	9:04:10.825
3	1:53.214	-	9:06:04.039

Lap	Lap Tm	Diff	Time of Day
-----	--------	------	-------------

NASA NJMP Lightning Race June 19-21

HPDE/TT Group Sunday

NJMP Lightning 1.900 Miles

Sunday Late Morning HPDE/TT

6/21/2009 10:10 AM

Qualify

Lap	Lap Tm	Diff	Time of Day
(53)			
1	2:35.652	+1:08.177	10:15:21.093
2	1:32.318	+4.843	10:16:53.411
3	1:27.475	-	10:18:20.886
4	1:28.766	+1.291	10:19:49.652
5	1:27.833	+0.358	10:21:17.485
6	1:27.729	+0.254	10:22:45.214
7	1:29.153	+1.678	10:24:14.367
8	1:29.292	+1.817	10:25:43.659
9	1:27.768	+0.293	10:27:11.427
(7x) Chris Allen			
1	1:47.507	+15.398	10:12:01.823
2	1:35.137	+3.028	10:13:36.960
3	1:33.364	+1.255	10:15:10.324
4	1:32.109	-	10:16:42.433
(29)			
1	6:39.245	+5:05.007	10:31:31.642
2	1:34.238	-	10:33:05.880
3	1:35.149	+0.911	10:34:41.029
4	1:35.627	+1.389	10:36:16.656
(55) Tom Bollettieri			
1	1:52.177	+17.498	10:45:07.279
2	1:34.679	-	10:46:41.958
(88) Cris Brady			
1	8:36.679	+7:01.328	10:31:32.095
2	1:42.534	+7.183	10:33:14.629
3	1:39.333	+3.982	10:34:53.962
4	1:43.212	+7.861	10:36:37.174
5	1:39.772	+4.421	10:38:16.946
6	1:37.660	+2.309	10:39:54.606
7	1:35.908	+0.557	10:41:30.514
8	1:36.058	+0.707	10:43:06.572
9	1:35.351	-	10:44:41.923
10	1:36.127	+0.776	10:46:18.050
(330)			
1	3:14.104	+1:33.110	10:52:39.416
2	1:40.994	-	10:54:20.410
p3	2:28.510	+47.516	10:56:48.920
(9) Bob Cornick			
1	6:50.446	+5:08.804	10:31:39.625
2	1:46.484	+4.842	10:33:26.109
3	1:41.802	+0.160	10:35:07.911
4	1:41.642	-	10:36:49.553
5	1:41.936	+0.294	10:38:31.489
6	1:44.321	+2.679	10:40:15.810
p7	9:18.388	+7:36.746	10:49:34.198
8	3:08.063	+1:26.421	10:52:42.261
9	1:46.029	+4.387	10:54:28.290
p10	2:32.350	+50.708	10:57:00.640
(105) Raymond Jadcak			
1	4:30.073	+2:42.844	10:52:38.468
2	1:47.229	-	10:54:25.697
p3	2:29.577	+42.348	10:56:55.274

Lap Lap Tm Diff Time of Day

Lap Lap Tm Diff Time of Day

NASA NJMP Lightning Race June 19-21

HPDE/TT Group Sunday

NJMP Lightning 1.900 Miles

Sunday Afternoon HPDE/TT

6/21/2009 01:00 PM

Qualify

Lap	Lap Tm	Diff	Time of Day
(53)			
1	1:25.594	+15.721	13:24:59.441
2	1:10.744	+0.871	13:26:10.185
3	1:12.017	+2.144	13:27:22.202
4	1:14.341	+4.468	13:28:36.543
5	1:13.037	+3.164	13:29:49.580
6	1:12.877	+3.004	13:31:02.457
7	1:13.951	+4.078	13:32:16.408
8	1:10.614	+0.741	13:33:27.022
9	1:10.442	+0.569	13:34:37.464
10	1:09.873	-	13:35:47.337
11	1:16.160	+6.287	13:37:03.497

Lap	Lap Tm	Diff	Time of Day
(88) Mike Wilson			
1	1:39.310	+18.594	13:29:34.024
2	1:21.770	+1.054	13:30:55.794
3	1:22.437	+1.721	13:32:18.231
4	1:20.716	-	13:33:38.947
5	1:21.797	+1.081	13:35:00.744
6	1:22.290	+1.574	13:36:23.034
p7	51:43.126	+50:22.410	14:28:06.160
8	2:59.677	+1:38.961	14:31:05.837
9	1:35.462	+14.746	14:32:41.299
10	1:32.465	+11.749	14:34:13.764
11	1:34.038	+13.322	14:35:47.802
12	1:35.717	+15.001	14:37:23.519
13	1:30.470	+9.754	14:38:53.989
14	1:30.336	+9.620	14:40:24.325
p15	2:13.654	+52.938	14:42:37.979
16	5:12.313	+3:51.597	14:47:50.292
17	1:40.185	+19.469	14:49:30.477

Lap	Lap Tm	Diff	Time of Day
(7x) Chris Allen			
1	1:32.496	+11.127	13:25:08.836
2	1:21.738	+0.369	13:26:30.574
3	1:21.860	+0.491	13:27:52.434
4	1:21.979	+0.610	13:29:14.413
5	1:21.803	+0.434	13:30:36.216
6	1:21.770	+0.401	13:31:57.986
7	1:21.369	-	13:33:19.355
8	1:25.741	+4.372	13:34:45.096
9	1:21.751	+0.382	13:36:06.847
p10	36:42.580	+35:21.211	14:12:49.427
11	1:32.360	+10.991	14:14:21.787
12	1:23.622	+2.253	14:15:45.409
13	1:31.670	+10.301	14:17:17.079
14	1:23.241	+1.872	14:18:40.320
15	1:26.972	+5.603	14:20:07.292
16	1:30.080	+8.711	14:21:37.372
17	1:31.280	+9.911	14:23:08.652
18	1:30.852	+9.483	14:24:39.504
19	1:26.510	+5.141	14:26:06.014

Lap	Lap Tm	Diff	Time of Day
(29)			
1	1:27.658	+4.261	14:15:26.591
2	1:29.906	+6.509	14:16:56.497
3	1:33.071	+9.674	14:18:29.568
p4	1:58.563	+35.166	14:20:28.131
5	1:35.326	+11.929	14:22:03.457
6	1:23.397	-	14:23:26.854

Lap	Lap Tm	Diff	Time of Day
7	1:25.434	+2.037	14:24:52.288
8	1:27.010	+3.613	14:26:19.298
p9	7:38.313	+6:14.916	14:33:57.611
10	2:01.575	+38.178	14:35:59.186
11	1:34.470	+11.073	14:37:33.656
12	1:38.266	+14.869	14:39:11.922
13	1:29.209	+5.812	14:40:41.131
p14	5:30.663	+4:07.266	14:46:11.794
15	1:42.803	+19.406	14:47:54.597
16	1:38.172	+14.775	14:49:32.769

Lap	Lap Tm	Diff	Time of Day
(55) Tom Bollettieri			
1	1:32.863	+6.432	14:15:09.243
2	1:34.936	+8.505	14:16:44.179
3	1:35.632	+9.201	14:18:19.811
4	1:27.857	+1.426	14:19:47.668
5	1:27.225	+0.794	14:21:14.893
6	1:26.431	-	14:22:41.324
7	1:33.805	+7.374	14:24:15.129
p8	1:43.558	+17.127	14:25:58.687

Lap	Lap Tm	Diff	Time of Day
(9) Bob Cornick			
1	1:26.730	-	14:15:26.157
2	1:29.300	+2.570	14:16:55.457
3	1:32.848	+6.118	14:18:28.305
4	1:33.563	+6.833	14:20:01.868

Lap	Lap Tm	Diff	Time of Day
(105) Raymond Jadcak			
1	1:52.878	+24.244	14:14:51.877
2	1:36.369	+7.735	14:16:28.246
3	1:34.296	+5.662	14:18:02.542
4	1:36.108	+7.474	14:19:38.650
5	1:30.783	+2.149	14:21:09.433
6	1:29.964	+1.330	14:22:39.397
7	1:35.039	+6.405	14:24:14.436
8	1:28.634	-	14:25:43.070

Lap	Lap Tm	Diff	Time of Day
(330)			
1	1:32.239	-	14:15:13.114
2	1:36.577	+4.338	14:16:49.691
3	1:34.460	+2.221	14:18:24.151
4	1:33.715	+1.476	14:19:57.866
5	1:37.079	+4.840	14:21:34.945
6	1:32.598	+0.359	14:23:07.543
7	1:33.039	+0.800	14:24:40.582
8	1:33.812	+1.573	14:26:14.394

Lap	Lap Tm	Diff	Time of Day
(04) Entropy Racing			
1	2:12.551	-	14:30:52.960

NASA NJMP Lightning Race June 19-21

HPDE/TT Group Sunday

NJMP Lightning 1.900 Miles

Sunday Late Morning HPDE/TT

6/21/2009 10:10 AM

Qualify

Lap	Lap Tm	Diff	Time of Day
(53)			
1	2:35.652	+1:08.177	10:15:21.093
2	1:32.318	+4.843	10:16:53.411
3	1:27.475	-	10:18:20.886
4	1:28.766	+1.291	10:19:49.652
5	1:27.833	+0.358	10:21:17.485
6	1:27.729	+0.254	10:22:45.214
7	1:29.153	+1.678	10:24:14.367
8	1:29.292	+1.817	10:25:43.659
9	1:27.768	+0.293	10:27:11.427
(7x) Chris Allen			
1	1:47.507	+15.398	10:12:01.823
2	1:35.137	+3.028	10:13:36.960
3	1:33.364	+1.255	10:15:10.324
4	1:32.109	-	10:16:42.433
(29)			
1	6:39.245	+5:05.007	10:31:31.642
2	1:34.238	-	10:33:05.880
3	1:35.149	+0.911	10:34:41.029
4	1:35.627	+1.389	10:36:16.656
(55) Tom Bollettieri			
1	1:52.177	+17.498	10:45:07.279
2	1:34.679	-	10:46:41.958
(88) Cris Brady			
1	8:36.679	+7:01.328	10:31:32.095
2	1:42.534	+7.183	10:33:14.629
3	1:39.333	+3.982	10:34:53.962
4	1:43.212	+7.861	10:36:37.174
5	1:39.772	+4.421	10:38:16.946
6	1:37.660	+2.309	10:39:54.606
7	1:35.908	+0.557	10:41:30.514
8	1:36.058	+0.707	10:43:06.572
9	1:35.351	-	10:44:41.923
10	1:36.127	+0.776	10:46:18.050
(330)			
1	3:14.104	+1:33.110	10:52:39.416
2	1:40.994	-	10:54:20.410
p3	2:28.510	+47.516	10:56:48.920
(9) Bob Cornick			
1	6:50.446	+5:08.804	10:31:39.625
2	1:46.484	+4.842	10:33:26.109
3	1:41.802	+0.160	10:35:07.911
4	1:41.642	-	10:36:49.553
5	1:41.936	+0.294	10:38:31.489
6	1:44.321	+2.679	10:40:15.810
p7	9:18.388	+7:36.746	10:49:34.198
8	3:08.063	+1:26.421	10:52:42.261
9	1:46.029	+4.387	10:54:28.290
p10	2:32.350	+50.708	10:57:00.640
(105) Raymond Jadcak			
1	4:30.073	+2:42.844	10:52:38.468
2	1:47.229	-	10:54:25.697
p3	2:29.577	+42.348	10:56:55.274

Lap Lap Tm Diff Time of Day

Lap Lap Tm Diff Time of Day

NASA NJMP Lightning Race June 19-21

HPDE/TT Group Sunday

NJMP Lightning 1.900 Miles

Sunday Late Afternoon HPDE/TT

6/21/2009 03:35 PM

Qualify

Lap	Lap Tm	Diff	Time of Day
(53)			
1	3:50.475	+2:40.497	16:28:38.171
2	1:11.036	+1.058	16:29:49.207
3	1:10.877	+0.899	16:31:00.084
4	1:13.801	+3.823	16:32:13.885
p5	2:12.593	+1:02.615	16:34:26.478
6	2:31.025	+1:21.047	16:36:57.503
7	1:10.209	+0.231	16:38:07.712
8	1:11.289	+1.311	16:39:19.001
9	1:11.125	+1.147	16:40:30.126
10	1:10.425	+0.447	16:41:40.551
11	1:11.296	+1.318	16:42:51.847
12	1:09.978	-	16:44:01.825
13	1:10.303	+0.325	16:45:12.128
14	1:12.551	+2.573	16:46:24.679
15	1:11.432	+1.454	16:47:36.111
16	1:10.223	+0.245	16:48:46.334

(9) Bob Cornick

1	5:00.898	+3:45.979	15:29:19.103
2	1:25.507	+10.588	15:30:44.610
3	1:23.555	+8.636	15:32:08.165
4	1:23.771	+8.852	15:33:31.936
5	1:22.921	+8.002	15:34:54.857
6	1:21.601	+6.682	15:36:16.458
7	1:21.359	+6.440	15:37:37.817
8	1:22.127	+7.208	15:38:59.944
9	1:22.140	+7.221	15:40:22.084
10	1:24.669	+9.750	15:41:46.753
11	1:23.451	+8.532	15:43:10.204
12	1:23.081	+8.162	15:44:33.285
13	1:28.542	+13.623	15:46:01.827
p14	27:46.897	+26:31.978	16:13:48.724
15	1:51.492	+36.573	16:15:40.216
16	1:16.569	+1.650	16:16:56.785
17	1:16.062	+1.143	16:18:12.847
18	1:16.286	+1.367	16:19:29.133
19	1:15.810	+0.891	16:20:44.943
20	1:14.919	-	16:21:59.862
21	1:17.222	+2.303	16:23:17.084
22	1:19.855	+4.936	16:24:36.939
23	1:16.747	+1.828	16:25:53.686
24	1:17.552	+2.633	16:27:11.238
25	1:16.262	+1.343	16:28:27.500
26	1:16.561	+1.642	16:29:44.061
27	1:17.523	+2.604	16:31:01.584

(88) Mike Wilson

1	6:17.574	+4:58.441	15:57:42.751
2	1:33.585	+14.452	15:59:16.336
3	1:39.371	+20.238	16:00:55.707
4	1:33.948	+14.815	16:02:29.655
5	1:35.505	+16.372	16:04:05.160
6	1:32.098	+12.965	16:05:37.258
7	1:35.593	+16.460	16:07:12.851
8	1:37.359	+18.226	16:08:50.210
9	1:38.944	+19.811	16:10:29.154
10	1:29.812	+10.679	16:11:58.966
p11	3:32.504	+2:13.371	16:15:31.470
12	1:29.661	+10.528	16:17:01.131

Lap	Lap Tm	Diff	Time of Day
13	1:19.133	-	16:18:20.264
14	1:20.016	+0.883	16:19:40.280
15	1:19.731	+0.598	16:21:00.011
16	1:20.547	+1.414	16:22:20.558
(29)			
1	1:57.070	+37.412	16:15:47.399
2	1:22.431	+2.773	16:17:09.830
3	1:20.783	+1.125	16:18:30.613
4	1:22.063	+2.405	16:19:52.676
5	1:22.808	+3.150	16:21:15.484
6	1:20.058	+0.400	16:22:35.542
7	1:19.734	+0.076	16:23:55.276
8	1:19.658	-	16:25:14.934
9	1:19.919	+0.261	16:26:34.853
10	1:19.804	+0.146	16:27:54.657
11	1:19.800	+0.142	16:29:14.457
12	1:22.264	+2.606	16:30:36.721
13	1:20.344	+0.686	16:31:57.065

(7x) Chris Allen

1	1:48.264	+27.864	16:37:09.536
2	1:21.649	+1.249	16:38:31.185
3	1:20.735	+0.335	16:39:51.920
4	1:20.692	+0.292	16:41:12.612
5	1:20.526	+0.126	16:42:33.138
6	1:20.420	+0.020	16:43:53.558
7	1:20.958	+0.558	16:45:14.516
8	1:20.400	-	16:46:34.916
9	1:20.443	+0.043	16:47:55.359

(521) Team IAC

1	1:41.789	+18.210	16:17:21.253
2	1:25.225	+1.646	16:18:46.478
3	1:24.302	+0.723	16:20:10.780
4	1:24.227	+0.648	16:21:35.007
5	1:24.342	+0.763	16:22:59.349
6	1:24.891	+1.312	16:24:24.240
7	1:25.024	+1.445	16:25:49.264
8	1:25.466	+1.887	16:27:14.730
9	1:23.579	-	16:28:38.309
10	1:24.108	+0.529	16:30:02.417
11	1:25.461	+1.882	16:31:27.878
p12	3:51.807	+2:28.228	16:35:19.685
13	1:49.263	+25.684	16:37:08.948
14	1:25.754	+2.175	16:38:34.702
15	1:25.935	+2.356	16:40:00.637
16	1:25.763	+2.184	16:41:26.400
17	1:25.755	+2.176	16:42:52.155
18	1:24.944	+1.365	16:44:17.099
19	1:25.756	+2.177	16:45:42.855
20	1:26.891	+3.312	16:47:09.746
21	1:25.728	+2.149	16:48:35.474

(88) Cris Brady

1	4:40.322	+3:15.111	15:29:34.318
2	1:28.734	+3.523	15:31:03.052
3	1:25.846	+0.635	15:32:28.898
4	1:31.629	+6.418	15:34:00.527
5	1:27.847	+2.636	15:35:28.374
6	1:29.082	+3.871	15:36:57.456

Lap	Lap Tm	Diff	Time of Day
7	1:26.622	+1.411	15:38:24.078
8	1:27.877	+2.666	15:39:51.955
9	1:27.259	+2.048	15:41:19.214
10	1:26.794	+1.583	15:42:46.008
11	1:29.408	+4.197	15:44:15.416
12	1:26.758	+1.547	15:45:42.174
13	1:27.504	+2.293	15:47:09.678
p14	27:00.312	+25:35.101	16:14:09.990
15	1:52.062	+26.851	16:16:02.052
16	1:25.823	+0.612	16:17:27.875
17	1:25.301	+0.090	16:18:53.176
18	1:25.883	+0.672	16:20:19.059
19	1:25.827	+0.616	16:21:44.886
20	1:26.217	+1.006	16:23:11.103
21	1:26.675	+1.464	16:24:37.778
22	1:25.234	+0.023	16:26:03.012
23	1:25.211	-	16:27:28.223
24	1:25.410	+0.199	16:28:53.633
25	1:25.564	+0.353	16:30:19.197
26	1:28.101	+2.890	16:31:47.298

(330)

1	5:16.260	+3:50.478	15:29:19.902
2	1:30.033	+4.251	15:30:49.935
3	1:27.597	+1.815	15:32:17.532
4	1:27.840	+2.058	15:33:45.372
5	1:27.579	+1.797	15:35:12.951
6	1:28.363	+2.581	15:36:41.314
7	1:30.120	+4.338	15:38:11.434
8	1:28.240	+2.458	15:39:39.674
9	1:27.220	+1.438	15:41:06.894
10	1:26.733	+0.951	15:42:33.627
11	1:26.485	+0.703	15:44:00.112
12	1:25.782	-	15:45:25.894
13	1:27.894	+2.112	15:46:53.788

(105) Raymond Jadcak

1	5:06.261	+3:39.616	15:29:21.993
2	1:29.159	+2.514	15:30:51.152
3	1:29.475	+2.830	15:32:20.627
4	1:30.778	+4.133	15:33:51.405
5	1:32.845	+6.200	15:35:24.250
6	1:28.715	+2.070	15:36:52.965
7	1:28.338	+1.693	15:38:21.303
8	1:26.908	+0.263	15:39:48.211
9	1:26.727	+0.082	15:41:14.938
10	1:27.850	+1.205	15:42:42.788
11	1:27.850	+1.205	15:44:10.638
12	1:28.231	+1.586	15:45:38.869
13	1:26.645	-	15:47:05.514